



Ucla

X

Pitt



TONY THE TIGER

SUN BOWL

UCLA vs PITT
DECEMBER 30

11 AM PT | CBS

UCLA FOOTBALL



UCLA FOOTBALL

UCLA Athletic Communications / J.D. Morgan Center / 325 Westwood Plaza / Los Angeles, CA 90095

Football Contacts: Steve Rourke / srourke@athletics.ucla.edu / c: (310) 882-8418 • Andrew Sinatra / asinatra@athletics.ucla.edu / c: (310) 613-7389

STATISTICAL LEADERS

Category	Player	Mark
Passing Yards	Dorian Thompson-Robinson	2,883
Passing TDs	Dorian Thompson-Robinson	25
Rushing Yards	Zach Charbonnet	1,359
Rushing TDs	Zach Charbonnet	14
Receiving Yards	Jake Bobo	789
Receiving TDs	Jake Bobo	7
Total Tackles	Mo Osling III	82
Sacks	Laiatu Latu	9.5
Interceptions	3 tied	2

2022 SCHEDULE

September

Sat. 3	Bowling Green	P12N	W	45-17
Sat. 10	Alabama State	P12N	W	45-7
Sat. 17	South Alabama	P12N	W	32-31
Sat. 24	at Colorado*	P12N	W	45-17
Fri. 30	(15) Washington*	ESPN	W	40-32

October

Sat. 8	(11) Utah* (18)	FOX	W	42-32
Sat. 22	at (10) Oregon* (9)	FOX	L	30-45
Sat. 29	vs. Stanford* (12)	ESPN	W	38-13

November

Sat. 5	at Arizona State* (10)	FS1	W	50-36
Sat. 12	Arizona* (9)	FOX	L	28-34
Sat. 19	(7) USC* (16)	FOX	L	45-48
Fri. 25	at California* (17)	FOX	W	35-28

December

Fri. 30	Pittsburgh ¹ (18)	CBS		11 a.m.
---------	------------------------------	-----	--	---------

*Pac-12 Conference games
ranking in parenthesis indicates this week's AP Top 25 poll

1 Tony the Tiger Sun Bowl (at Sun Bowl, El Paso, Texas)

UCLA ON SOCIAL MEDIA

Football Twitter:	@UCLAFootball
Football Instagram:	@UCLAFootball
Football Facebook:	/UCLAFootball
UCLA Athletics Twitter:	@UCLAathletics
UCLA Athletics Instagram:	@UCLAathletics
UCLA Athletics Facebook:	/UCLAathletics

#GoBruins

Tony the Tiger Sun Bowl: UCLA vs. Pittsburgh

Friday, Dec. 30, 2022 – 11 a.m. (PT)
El Paso, Texas (Sun Bowl)

GAME INFORMATION

Venue:	Sun Bowl
Broadcast Time:	11 a.m. PT
Television:	CBS
TV Talent:	Brad Nessler (play-by-play), Gary Danielson (analyst), Jenny Dell (sideline)
Local Radio (UCLA Sports Network from IMG College):	AM 570
Local Radio Talent:	Josh Lewin (play-by-play), Matt Stevens (analyst), Wayne Cook (sideline)
SiriusXM:	Ch. 133/Ch. 197
SXM App:	Ch. 959
National Radio Talent (Bowl Season Radio):	Brian Roth (play-by-play), Justin Fuente (analyst), Rachel Phillips (sideline)



vs.



9-3, 6-3 Pac-12

8-4, 5-3 ACC

All-Time Series: UCLA leads 9-5

UCLA is set to take its fifth trip to El Paso, Texas, holding a 3-1 record in Sun Bowl games. Overall, UCLA is 16-19-1 in bowl games.

THE MATCHUP

UCLA, ranked No. 18 in each of the three major polls following the end of the regular season, takes on Pittsburgh in the 89th Annual Tony the Tiger Sun Bowl, to be televised by CBS at 11 a.m. PT. The Bruins will be making their fifth trip to El Paso, Texas (also 2013, 2005, 2000 and 1991). The Bruins feature the third-best total offense in the nation, churning out an average of 507.8 yards per game to go with the fourth-best rushing offense overall (246.3). Pitt owns the nation's No. 17 total defense allowing an average of 319.7 yards per contest and the country's seventh-best rushing defense (95.5). The Bruin IMG Radio Network will broadcast the contest, which will also be aired over Bowl Season Radio, SiriusXM and the Varsity App. The Bruins finished the regular season by posting their ninth victory of the season at California Nov. 25 and take aim at matching the school record for wins in El Paso. Nine previous UCLA teams have won 10 games in a season. The most recent team to reach 10 wins was the 2014 group, which went 10-3 after prevailing at the Valero Alamo Bowl.

MEET THE BRUINS

Fifth-year head coach Chip Kelly was named UCLA's head football coach Nov. 25, 2017. Kelly owns a collegiate record of 73-35 (0-0 versus Pittsburgh) compiled in four-plus seasons at UCLA and four more as head coach at University of Oregon (2009-2012). During that span in Eugene, Ore., his Duck teams captured first or a share of first in the North Division of the conference — including three straight outright championships from 2009-2011 — and made four appearances in BCS bowl games. Kelly guided Oregon to the national championship game (2010), two Rose Bowls (after 2011, 2009 seasons) and the Fiesta Bowl after the 2012 season. He was named the 2009 and 2010 Pac-12 Coach of the Year, 2010 Eddie Robinson Coach of the Year, 2010 Walter Camp Coach of the Year, 2010 Sporting News Coach of the Year, 2010 AFCA Coach of the Year and 2010 Associated Press Coach of the Year.

UCLA has added six new assistant coaches to Kelly's staff for 2022: Tim Drevno (OL), Jeff Faris (TEs), Chad Kauha'aha'a (DL), Ikaika Malloe (OLBs, special teams coordinator), Bill McGovern (defensive coordinator) and Ken Norton Jr. (ILBs). Transfers who have joined the 2022 team include: WR Jake Bobo (Duke), WR Ryan Cragun (Pennsylvania), DB Jaylin Davies (Oregon), OL Liam Douglass (USC), DB Azizi Hearn (Wyoming), QB Sean Holland (Fordham), OL Jaylan Jeffers (Oregon), LB Laiatu Latu (Washington), WR Titus Mokiiao-Atimallala (UCF), LB Darius Muasau (Hawaii), DL Gabriel Murphy (North Texas), DL Grayson Murphy (North Texas), OL Raiqwon O'Neal (Rutgers), DL Gary Smith III (Duke) and DL Jacob Sykes (Harvard).

AT A GLANCE

- UCLA (9-3) is looking to win 10 games for the first time since 2014 while becoming the 10th team in school history to tie the school record for wins in a season (previously 2014, 2013, 2005, 1998, 1997, 1988, 1987, 1982 and 1946).
- UCLA most recently played in a bowl game at the December 2017 Cactus Bowl. UCLA's most recent bowl win came against Kansas State in the January 2015 Alamo Bowl.
- UCLA and Pittsburgh have met 14 times on the gridiron, with UCLA holding a 9-5 edge ... the most recent meeting came in 1972, when QB Mark Harmon led the Bruins to a 38-28 win.
- UCLA came in at No. 18 in the final regular-season AP Top 25 ... UCLA was ranked every week during November and December, a program first since 2014.
- QB Dorian Thompson-Robinson is one of two players in the FBS who has thrown for at least 25 touchdowns and run for at least 11 more (also Oregon's Bo Nix).
- UCLA is one of four teams in the country (also Tennessee, Oregon and Washington) averaging at least 500 yards of total offense per game in 2022. The Bruins have exceeded the 500-yard mark in a game seven times this season (541 at California, 513 against USC, 571 at Arizona State, 523 versus Stanford, 502 versus Utah, 515 at Colorado and 626 versus Bowling Green).
- The Bruins are the only FBS team to have eclipsed 2,900 rushing yards while throwing for more than 3,100 yards this season.
- Thompson-Robinson rates fifth in the nation with a completion percentage of .698, is seventh in points responsible for (226) and ranks 17th nationally in passing efficiency at 156.6.
- UCLA is fourth in the nation in rushing offense (246.3 yards per game) and has rushed for more than 200 yards in each of its last five games and nine times overall this season ... a UCLA team most recently rushed for more than 200 yards in nine games during the 1995 campaign ... the last time one did so in nine regular season games was 1976 (10 plus a bowl game).
- Thompson-Robinson needs to throw for 285 yards to move past current all-time school passing yards leader Cade McNown (1995-98), who threw for 10,708 yards in his Bruin career. Thompson-Robinson finished the regular season with 10,424 passing yards, moving past Brett Hundley (2011-14) and into second place during the USC game.
- This season, Thompson-Robinson has become the program's all-time leader in total offense (12,236 yards), completions (844), touchdown passes (86), quarterback starts (47) and touchdowns accounted for (113).
- DB Stephan Blaylock and OL Atonio Mafi each played in his 55th career game at California to up the school record for games played.
- RB Zach Charbonnet leads the nation in all-purpose yards (168.00 per game) ... he had a streak of 10 straight Pac-12 games played with at least one score and eight straight with 100 yards gained snapped against USC ... he leads the Pac-12 in rushing yards per game (135.9) and has eight 100-yard rushing games this season ... he is the only Pac-12 performer averaging more than 100 yards a game on the ground this season ... he is averaging 6.97 yards per carry this season, which is fourth in the nation.

UCLA's ALL-TIME RESULTS VS. PITTSBURGH

Overall Record -- 9-5				
Record at Los Angeles Memorial Coliseum -- 5-3				
Record in Pittsburgh, Pa. -- 4-2				
Year	Result	Site	UCLA RK	PITT RK
1972	W, 38-28	A	8	-
1971	L, 25-29	H	15	-
1970	W, 24-15	A	16	-
1969	W, 42-8	H	17	-
1968	W, 63-7	H	16	-
1967	W, 40-8	A	6	-
1966	W, 57-14	H	4	-
1964	W, 17-12	A	-	-
1963	L, 0-20	H	-	-
1962	L, 6-8	A	-	-
1961	W, 20-6	H	-	-
1960	W, 8-7	H	-	7
1959	L, 21-25	A	-	-
1958	L, 6-27	H	-	19

ranking indicates that week's AP Top 25 poll

PAC-12 CONFERENCE

2022 Pac-12 Regular-Season Standings				
Team	Pac-12	Overall	PF	PA
USC	8-1	11-2	534	363
Washington	7-2	10-2	489	316
Oregon	7-2	9-3	476	329
Utah	7-2	10-3	520	265
Oregon State	6-3	9-3	389	257
UCLA	6-3	9-3	475	340
Washington State	4-5	7-5	333	269
Arizona	3-6	5-7	370	438
California	2-7	4-8	287	334
Arizona State	2-7	3-9	313	377
Stanford	1-8	3-9	256	386
Colorado	1-8	1-11	185	534

PAC-12 BOWL GAMES

SRS Distribution Las Vegas Bowl (Saturday, Dec. 17) Oregon State 30, Florida 3
Jimmy Kimmel LA Bowl Presented by Stifel (Saturday, Dec. 17) Fresno State 29, Washington State 6
San Diego County Credit Union Holiday Bowl (Wednesday, Dec. 28) Oregon vs. North Carolina (FOX) - 5 p.m.
Valero Alamo Bowl (Thursday, Dec. 29) Washington vs. Texas (ESPN) - 6 p.m.
Tony the Tiger Sun Bowl (Friday, Dec. 30) UCLA vs. Pittsburgh (CBS) - 11 a.m.
Goodyear Cotton Bowl Classic (Monday, Jan. 2) USC vs. Tulane (ESPN) - 10 a.m.
Rose Bowl Game (Monday, Jan. 2) Utah vs. Penn State (ESPN) - 2 p.m. Game times listed are Pacific.

OPPONENT STATISTICS COMPARISON

Category	UCLA	FBS RK	P12 RK	PITT	FBS RK	P12 RK
Team Passing Efficiency	156.77	15	3	127.76	91	8
Team Passing Efficiency Defense	143.13	103	9	121.22	30	3
Passing Offense	261.5	39	7	221.2	79	10
Rushing Offense	246.3	4	1	181.2	44	4
Total Offense	507.8	3	2	402.5	57	7
Passes Intercepted	10	59	8	10	74	9
Completion Percentage	.698	4	2	.580	93	12
Scoring Offense	39.6	10	5	30.8	47	6
Rushing Defense	124.2	30	3	95.5	7	1
Passing Yards Allowed	275.7	120	11	224.2	67	8
Total Defense	399.8	88	6	319.7	17	2
Scoring Defense	28.3	84	8	23.4	41	7
Net Punting	37.50	85	8	35.09	120	11
Punt Returns	5.09	102	10	8.27	58	7
Punt Return Defense	11.11	107	8	4.83	33	4
Kickoff Returns	21.00	47	5	16.67	121	14
Kickoff Return Defense	19.80	62	4	17.00	17	2
Turnover Margin	0.08	62	7	-0.17	82	9
Turnovers Gained	17	62	6	17	62	8
Turnovers Lost	16	47	6	19	83	9
Sacks Allowed	1.33	28	5	1.50	34	2
Team Sacks	2.25	54	5	3.75	1	1
3rd Down Conversion Pct	.510	6	3	.404	52	6
3rd Down Conversion Pct Defense	.401	82	6	.312	17	2
Red Zone Offense	.859	51	4	.805	92	11
Red Zone Defense	.870	90	9	.814	52	5
Time of Possession	28:01	110	10	32:55	11	1

TOP-25-RANKED BRUINS

Player	Category	Mark	NCAA RK	P12 RK
WR Kazmeir Allen	Kickoff Return Yards Average	24.6	18	3
RB Zach Charbonnet	Rush Yards Per Carry	6.97	4	1
	Rushing TDs	14	14	2
	Rushing Yards	1,359	15	1
	Rushing Yards Per Game	135.9	4	1
	All-Purpose Yards Per Game	168.00	1	1
	Total TDs	14	18	3
LB Laiatu Latu	Forced Fumbles Per Game	0.25	11	2
	Sacks Per Game	0.79	11	2
QB Dorian Thompson-Robinson	Completion Percentage	.698	5	2
	Total Offense	292.8	21	5
	Passing TDs	25	18	4
	Passing Efficiency	156.6	17	3
	Points Responsible For	226	7	3
	Points Responsible For Per Game	18.8	8	3
K Nicholas Barr-Mira	Scoring	8.4	23	5

MOST RECENT MEETINGS

In the most recent meeting of the programs, UCLA followed up a season-opening 20-17 win against two-time defending national champion Nebraska with a 38-28 verdict over Pittsburgh on Sept. 16, 1972. Quarterback Mark Harmon opened the scoring with a two-yard touchdown run. The Bruins racked up 406 rushing yards on the day while running for five scores. They held off a Pitt rally after jumping out to a 24-0 halftime advantage. James McAllister (1 yard) and Rob Scribner (63 yards) found the end zone in the first half, while Kermit Johnson (60 yards) and Gary Campbell (3 yards) crossed the goal line in the second. Efen Herrera added a 36-yard field goal in the second quarter to complete the Bruin scoring.

TEAM NOTES

- UCLA has captured wins in eight of its past 10 games played away from Rose Bowl Stadium.
- UCLA (6,094) has reached the 6,000-yard mark in total offense for just the fourth time in school history ... 6,531 yards in 2012 is the school record ... it had most recently reached the 6,000-yard mark for a season in 2015 (6,055).
- UCLA (3,138) has surpassed the 3,000-yard mark in rushing offense for just the fifth time in school history ... 4,403 yards in 1973 is the school record ... it had most recently reached the 3,000-yard mark for a season in 1976 (3,978).
- UCLA has 3,138 passing yards and 2,956 rushing yards. No other FBS team had reached both totals through the end of the regular season.
- UCLA is averaging 507.8 yards of offense this season ... the school record for a season is 487.25, set in 1998.
- This would be the seventh season out of nine that a Chip Kelly-coached team has averaged better than 200 yards rushing for a season ... it would be the fifth time one of his teams has ranked among the top 10 rushing offenses.
- UCLA is averaging 39.6 points per game ... it has averaged 40 points per game for a season twice before — 42.7 in 1973 and 40.8 in 1954.
- Top-20 Bruin NCAA rankings: Total Offense - third (507.8 yards per game), Rushing Offense - fourth (246.3 yards per game), Completion Percentage - fourth (.698), 3rd Down Conversion Pct - sixth (.510), Scoring Offense - 10th (39.6 points per game), Team Passing Efficiency - 15th (156.77), Tackles For Loss Allowed - 18th (4.25 per game).

UCLA's ALL-TIME BOWL RESULTS (16-19-1)

Date	Bowl Game	Opponent	Result
12/26/2017	Cactus Bowl	Kansas State	L, 17-35
12/26/2015	Foster Farms Bowl	Nebraska	L, 29-37
01/02/2015	Valero Alamo Bowl	Kansas State	W, 40-35
12/31/2013	Hyundai Sun Bowl	Virginia Tech	W, 42-12
12/27/2012	Bridgepointe Education Holiday Bowl	Baylor	L, 26-49
12/31/2011	Kraft Fight Hunger Bowl	Illinois	L, 14-20
12/29/2009	EagleBank Bowl	Temple	W, 30-21
12/22/2007	Pioneer Las Vegas Bowl	BYU	L, 16-17
12/27/2006	Emerald Bowl	Florida State	L, 27-44
12/30/2005	Vitalis Sun Bowl	Northwestern	W, 50-38
12/23/2004	Pioneer PureVision Las Vegas Bowl	Wyoming	L, 21-24
12/30/2003	Silicon Valley Football Classic	Fresno State	L, 9-17
12/25/2002	SEGA Sports Las Vegas Bowl	New Mexico	W, 27-13
12/29/2000	Wells Fargo Sun Bowl	Wisconsin	L, 20-21
01/01/1999	Rose Bowl presented by AT&T	Wisconsin	L, 31-38
01/01/1998	Southwestern Bell Cotton Bowl	Texas A&M	W, 29-23
12/25/1995	Jeep Eagle Aloha Bowl	Kansas	L, 30-51
01/01/1994	Rose Bowl	Wisconsin	L, 16-21
12/31/1991	Hancock Bowl	Illinois	W, 6-3
01/02/1989	Mobil Cotton Bowl	Arkansas	W, 17-3
12/25/1987	Jeep Eagle Aloha Bow	Florida	W, 20-16
12/30/1986	Freedom Bowl	BYU	W, 31-10
01/01/1986	Rose Bowl	Iowa	W, 45-28
01/01/1985	Fiesta Bowl	Miami (Fla.)	W, 39-37
01/02/1984	Rose Bowl	Illinois	W, 45-9
01/01/1983	Rose Bowl	Michigan	W, 24-14
12/31/1981	Bluebonnet Bowl	Michigan	L, 14-33
12/25/1978	Fiesta Bowl	Arkansas	T, 10-10
12/20/1976	Liberty Bowl	Alabama	L, 6-36

Date	Bowl Game	Opponent	Result
01/01/1976	Rose Bowl	Ohio State	W, 23-10
01/01/1966	Rose Bowl	Michigan State	W, 14-12
01/01/1962	Rose Bowl	Minnesota	L, 3-21
01/01/1956	Rose Bowl	Michigan State	L, 14-17
01/01/1954	Rose Bowl	Michigan State	L, 20-28
01/01/1947	Rose Bowl	Illinois	L, 14-45
01/01/1943	Rose Bowl	Georgia	L, 0-9

CURRENT BRUINS IN BOWL GAMES

Player	Season	Bowl Game
Martin Andrus Jr.	2017	Cactus Bowl
Jake Bobo (Duke)	2018	Independence Bowl
Zach Charbonnet (Michigan)	2020	Citrus Bowl
Jaylin Davies (Oregon)	2021	Alamo Bowl
Azizi Hearn (Wyoming)	2021	Famous Idaho Potato Bowl
	2019	Arizona Bowl
Ale Kaho (Alabama)	2020	CFP National Championship/Semifinal
	2019	Citrus Bowl
	2018	CFP National Championship/Orange Bowl
Laiatu Latu (Washington)	2019	Las Vegas Bowl
Titus Mokiia-O'Atimalala (UCF)	2021	Gasparilla Bowl
Darius Muasau (Hawai'i)	2020	New Mexico Bowl
	2018	Hawai'i Bowl
Gabriel Murphy (North Texas)	2021	Frisco Bowl
	2020	Myrtle Beach Bowl
Grayson Murphy (North Texas)	2021	Frisco Bowl
	2020	Myrtle Beach Bowl
Raigwon O'Neal (Rutgers)	2021	Gator Bowl
Mo Osling III	2017	Cactus Bowl

BRUINS ON THE HONOR ROLL

Kazmeir Allen	Paul Hornung Award Watch List (July 28)	Laiatu Latu	Pac-12 Defensive Player of the Week (Sept. 26)
	Paul Hornung Award Honor Roll (Nov. 8)		Lott IMPACT® Trophy Watch List (Sept. 27)
Nicholas Barr-Mira	Lou Groza Collegiate Place-Kicker Award Star of the Week (Sept. 19)		Associated Press Midseason All-America Team (Oct. 18)
	Pac-12 Special Teams Player of the Week (Sept. 19)		The Athletic Midseason All-America Team - Second Team (Oct. 18)
Stephan Blaylock	Preseason All-Pac-12 Team - Honorable Mention (July 26)		Pro Football Focus All-Pac-12 Team - Second Team (Nov. 30)
	Pro Football Focus All-Pac-12 Team - Second Team (Nov. 30)		Pac-12 All-Conference Team - First Team (Dec. 6)
	Pac-12 All-Conference Team - Honorable Mention (Dec. 6)		Polynesian College Football Player of the Year Finalist (Dec. 8)
Kam Brown	Earl Campbell Tyler Rose Award Watch List (Aug. 9)		College Football Comeback Player of the Year Award Winner (Dec. 20)
Jake Bobo	Biletnikoff Award Watch List (July 21)	Atonio Mafi	Polynesian College Football Player of the Year Watch List (Aug. 18)
	Preseason All-Pac-12 Team - Second Team (July 26)		Pro Football Focus All-America Team - Honorable Mention (Nov. 29)
	Pro Football Focus All-Pac-12 Team - Second Team (Nov. 30)		Pro Football Focus All-Pac-12 Team - Third Team (Nov. 30)
	Pac-12 All-Conference Team - Honorable Mention (Dec. 6)		Pac-12 All-Conference Team - Second Team (Dec. 6)
	CSC Academic All-America® Football Team - First Team (Dec. 20)		Associated Press All-Pac-12 Team - Second Team (Dec. 8)
Zach Charbonnet	Phil Steele Preseason All American Team - Fourth Team (June 15)	Darius Muasau	Butkus Award Preseason Watch List (July 25)
	Preseason All-Pac-12 Team - First Team (July 26)		Preseason All-Pac-12 Team - Second Team (July 26)
	Senior Bowl Watch List (Aug. 24)		Polynesian College Football Player of the Year Watch List (Aug. 18)
	Senior Bowl Offensive Player of the Week (Oct. 10)		Senior Bowl Watch List (Aug. 24)
	Rose Bowl Game Pac-12 Player of the Week (Oct. 31)		Pro Football Focus All-Pac-12 Team - Third Team (Nov. 30)
	Doak Walker National Running Back of the Week (Nov. 1)		Pac-12 All-Conference Team - Second Team (Dec. 6)
	Maxwell Award Semifinalist (Nov. 1)	Gabriel Murphy	Pro Football Focus All-Pac-12 Team - Second Team (Nov. 30)
	Walter Camp Player of the Year Semifinalist (Nov. 16)	Grayson Murphy	Pro Football Focus Midseason All-America Team - Honorable Mention (Oct. 18)
	CFPA National Performer of the Year Trophy Midseason Watch List (Nov. 22)		Pro Football Focus All-Pac-12 Team - Third Team (Nov. 30)
	Doak Walker Award Semifinalist (Nov. 22)	Mo Osling III	Associated Press All-Pac-12 Team - First Team (Dec. 8)
	Pro Football Focus All-America Team - Second Team (Nov. 29)	Shea Pitts	William V. Campbell Trophy® Semifinalist (Sept. 28)
	Pro Football Focus All-Pac-12 Team - First Team (Nov. 30)	Carson Schwesinger	CSC Academic All-District® Football Team (Nov. 22)
	Pac-12 All-Conference Team - First Team (Dec. 6)	Jacob Sykes	Pro Football Focus All-Pac-12 Team - Third Team (Nov. 30)
	CBS Sports All-America Team - Second Team (Dec. 7)	Matt Sykes	CSC Academic All-District® Football Team (Nov. 22)
	Associated Press All-Pac-12 Team - First Team (Dec. 8)	Siale Taupaki	Polynesian College Football Player of the Year Watch List (Aug. 18)
	FWAA All-America Team - First Team (Dec. 9)	Dorian Thompson-Robinson	Maxwell Preseason Watch List (July 18)
	Associated Press All-America Team - Second Team (Dec. 12)		Preseason All-Pac-12 Team - Honorable Mention (July 26)
	The Sporting News All-America Team - Second Team (Dec. 13)		Manning Award Watch List (Aug. 22)
Duke Clemens	Remington Trophy Watch List (July 22)		Senior Bowl Watch List (Aug. 24)
	Polynesian College Football Player of the Year Watch List (Sept. 13)		Johnny Unitas Golden Arm Award Top 25 (Sept. 30)
Michael Zeike	John Mackey Award Preseason Watch List (July 22)		CFPA Honorable Mention National Performer of the Week (Oct. 3)
DeShaun Foster	Broyles Award Nominee (Nov. 15)		Davey O'Brien Great 8 List (Oct. 3)
Jon Gaines II	Preseason All-Pac-12 Team - Honorable Mention (July 26)		East-West Shrine Bowl Monday Morning Quarterback (Oct. 3)
	Senior Bowl Watch List (Aug. 24)		Rose Bowl Game Pac-12 Player of the Week (Oct. 3)
	Pac-12 Offensive Line Player of the Week (Nov. 7)		Maxwell Award Player of the Week (Oct. 4)
	Pro Football Focus All-Pac-12 Team - Second Team (Nov. 30)		2-time Manning Award Star of the Week (Oct. 3, Oct. 10)
	Pac-12 All-Conference Team - Honorable Mention (Dec. 6)		2-time Pac-12 Offensive Player of the Week (Oct. 3, Oct. 10)
Chase Griffin	Allstate AFCA Good Works Team Nominee (July 20)		Rose Bowl Game Pac-12 Player of the Week (Oct. 10)
	Wuerffel Trophy Nominee (Oct. 21)		Davey O'Brien National Quarterback of the Week (Oct. 11)
Carl Jones Jr.	Butkus Award Preseason Watch List (July 25)		Davey O'Brien Award Semifinalist (Nov. 15)
Ale Kaho	Polynesian College Football Player of the Year Watch List (Aug. 18)		CFPA National Performer of the Year Trophy Midseason Watch List (Nov. 22)
Chip Kelly	Dodd Trophy Coach of the Year Midseason Watch List (Oct. 19)		Pac-12 All-Conference Team - Honorable Mention (Dec. 6)
	Paul "Bear" Bryant Coach of the Year Award Watch List (Oct. 19)	Jay Toia	Polynesian College Football Player of the Year Watch List (Aug. 18)
Jack Landherr IV	Patrick Mannelly Award Semifinalist (Nov. 14)	Offensive Line	Joe Moore Award Semifinalist (Nov. 15)
	CSC Academic All-District® Football Team (Nov. 22)		

UCLA's 300-YARD PASSING GAMES (SINCE 2012)

Year	Game	Yards	Result
2022	USC	309	L, 45-48
	Washington	315	W, 40-32
	Bowling Green	357	W, 45-17
2021	at USC	349	W, 62-33
2020	USC	364	L, 38-43
	at Colorado	303	L, 42-48
2019	California	343	L, 18-28
	at USC	383	L, 35-52
	at Washington State	507	W, 67-63
2018	Stanford	466	L, 42-49
	at Arizona State	335	L, 28-31
	Arizona	307	W, 31-30
2017	California	393	W, 30-27
	USC	421	L, 23-28
	Arizona State	420	W, 44-37
	Colorado	372	W, 27-23
	at Stanford	480	L, 34-58
	at Memphis	463	L, 45-48
	Hawai'i	373	W, 56-23
	Texas A&M	491	W, 45-44
2016	Utah	464	L, 45-52
	at Arizona State	444	L, 20-23
	Arizona	350	W, 45-24
	at BYU	307	W, 17-14
	at Texas A&M	343	L, 24-31 (OT)
2015	Nebraska^	319	L, 29-37
	Washington State	340	L, 27-31
	at Oregon State	390	W, 41-0
	California	399	W, 40-24
	at Stanford	325	L, 35-56
	Virginia	351	W, 34-16
2014	USC	326	W, 38-20
	Washington	302	W, 44-30
	at California	330	W, 36-34
	Arizona State	355	W, 62-27
	Memphis	396	W, 42-35
2013	California	410	W, 37-10
	New Mexico State	394	W, 59-13
	Nevada	302	W, 58-20
2012	Baylor#	329	L, 26-49
	Arizona	303	W, 66-10
	Oregon State	372	L, 20-27
	Houston	320	W, 37-6
	Nebraska	309	W, 36-30
	at Rice	303	W, 49-24

^ Foster Farms Bowl (Santa Clara, Calif.)

Holiday Bowl (San Diego, Calif.)

UCLA's TRUE-FRESHMAN STARTERS IN SEASON OPENERS (SINCE 1988)

Year	Name	Position	Opponent
2020	Luke Akers	P	at Colorado
	Damian Sellers	LB	at Colorado
2019	Sean Rhyan	LT	at Cincinnati
2018	Christaphany Murray	C	Cincinnati
	Atonio Mafi	DL	Cincinnati
2017	Jaelan Phillips	DE	Texas A&M
	Darnay Holmes	CB	Texas A&M
2015	Josh Rosen	QB	Virginia
2014	Najee Toran	LG	at Virginia
2013	Alex Redmond	RG	Nevada
	Sean Covington	P	Nevada
2012	Simon Goines	RT	at Rice
2009	Xavier Su'a-Filo	LT	San Diego State
2008	Rahim Moore	S	Tennessee
2007	Christian Yount	LS	at Stanford
2001	Matt Ware	CB	at Alabama
1999	Asi Faoa	LB	Boise State
	Nate Fikse	P	Boise State
1998	Jeff Grau	LS	Texas
1995	Chris Sailer	P	Miami

• UCLA has forced at least one turnover in 13 of its past 15 games ... the Bruins have forced a total of one turnover in their three 2022 losses ... UCLA is +27 turnovers in wins and -29 in losses overall under head coach Chip Kelly... in 2021, UCLA was +5 in turnovers for the season, but committed seven of its 14 turnovers in its four 2021 losses ... in its four 2020 losses, UCLA committed 12 of its 13 turnovers on the season.

• UCLA's turnover margin is +8 in games it has won this season and -5 in losses.

• The Bruins are ranked third in the NCAA (second in Pac-12) in total offense (507.8 yards per game) ... UCLA compiled 626 yards of total offense in its win against Bowling Green, the most since it racked up 657 in a 2019 comeback win at Washington State. Three times in Coach Kelly's Bruin tenure has one of his teams recorded 600 or more yards (also 609 at USC in 2021).

• UCLA is rated 88th in the nation (sixth in Pac-12) in total defense (399.8 yards per game) ... it held BGSU to 162 yards of total offense in the opener (39 rushing, 125 passing) ... it marked the first time UCLA held a team under 200 yards since its 2020 game against California (176). The last time a UCLA defense limited an opponent to fewer than 162 yards of total offense was 2008, when Arizona State gained 122 yards (21 rushing, 101 passing).

• UCLA has scored eight touchdowns of 50 or more yards this season after producing three in 2021. Against BGSU, the Bruins registered a Dorian Thompson-Robinson 68-yard run, a 52-yard catch and run by Keegan Jones from Thompson-Robinson and a 50-yard strike from Ethan Garbers to Josiah Norwood. The Bruins added a 70-yard pass play from Thompson-Robinson to Logan Loya against Utah. Kazmeir Allen raced 72 yards against Stanford and 75 more at Arizona State. Hudson Habermehl scored on a 51-yard pass play versus Arizona. Allen caught a 55-yard scoring pass against USC.

• UCLA was listed No. 18 in the final College Football Playoff rankings Dec. 4. It was the program's 16th appearance in the ranking. The highest UCLA has ever been placed in the CFP rankings is No. 8 (Nov. 25, 2014).

• Eleven true freshmen have seen action for the Bruins this season. Two saw action in the opener: RBs T.J. Harden and Carsen Ryan. Nine more saw action in Game 2 against Alabama State: P Chase Barry, WR Jady Marshall, RB Jack Pedersen, WR Braden Pegan, DB Kamari Ramsey, WR Elijah Rodriguez, DB Clint Stephens, DB Croix Stewart and LB Jalen Woods.

• The following 10 players made their first starts as Bruins against BGSU: WR Titus Mokiao-Atimalala, WR Jake Bobo, OT Raiquan O'Neal, DB Devin Kirkwood, LB Grayson Murphy, LB Gabriel Murphy, LB Kain Medrano, DB Azizi Hearn, LB Darius Muasau and DL Jay Toia.

• TE Hudson Habermehl made his first start against Alabama State. CB John Humphrey made his initial start at Colorado. DL Dovid Magna started for the first time versus Washington. DL Gary Smith III made his first Bruin start versus Stanford. WR Logan Loya was part of the starting lineup for the first time at Arizona State. DB Alex Johnson made his first career start against Arizona.

• Seeing their first action as Bruins in the Alabama State contest were QB Chase Artopoulos, K Joseph Firebaugh Jr., LS Beau Gardner, RB Christian Grubb, DL Hayden Harris, OL Jaylan Jeffers, DB D.J. Justice, K Ari Libenson, RB Deshun Murrell, LB Erich Osteen, DL Quintin Somerville, TE Sam Summa and true-freshmen RB Jack Pedersen, WR Braden Pegan, DB Kamari Ramsey, WR Elijah Rodriguez, DB Clint Stephens, DB Croix Stewart, LB Jalen Woods and P Chase Barry. In the opener, versus BGSU, 16 players saw their first action as Bruins off the bench: DL Jacob Sykes, LB Hayden Nelson, DL Sitiveni Havili-Kaufusi, TE Grant Norberg, DL Gary Smith III, OL Benjamin Roy Jr., LB Carson Schwesinger, LB James Dinneen, DB Kaleb Tuliau, DB Isaiah Newcombe, DB Jaylin Davies, QB/holder Sean Holland, WR Ryan Cragun, LB Laiatu Latu and true-freshmen RBs T.J. Harden and Carsen Ryan.

DTR BACK FOR MORE

• Over the past 14 games, QB Dorian Thompson-Robinson has completed passes at a .699 clip (285-408) while throwing for 3,396 yards, 32 touchdowns and nine interceptions ... he has run 136 times for 779 yards (5.7 yards per carry) and 13 touchdowns.

• Thompson-Robinson is rated fifth in the nation (second in Pac-12) in completion percentage (.698) and 17th (third in Pac-12) in passing efficiency (156.6). Last season, Thompson-Robinson paced Pac-12 players in total offense (274.4 yards per game), passing efficiency (153.9), passing yards per completion (13.7) and points responsible for per game (16.5).

• With his 21 completions at California, Thompson-Robinson moved past Brett Hundley (837 from 2011-14) and became the all-time school leader with 844.

• Thompson-Robinson started his 47th career game at Cal to up his school-leading total for all-time quarterback starts.

• Thompson-Robinson became the school's all-time leader in touchdowns accounted for (passing, receiving and rushing) on a 1-yard run in the second quarter against USC. That touchdown was the 107th of his career, which moved him past Hundley, who totaled 106 touchdowns in his Bruin career. Thompson-Robinson finished with six touchdowns accounted for against USC. He enters the bowl game with a career total of 113.

• Thompson-Robinson became UCLA's all-time leader in total offense against USC, as he moved past Hundley (11,713). Thompson-Robinson became the first Bruin to reach the 12,000-yard mark in total offense at Cal and finished that game with 12,236 career yards of total offense.

• Thompson-Robinson has elevated to second on the school list in career passing yards (10,424), with school leader Cade McNown (1995-98) currently at the top of that list at 10,708 ... Thompson-Robinson (86) is the all-time school leader for touchdown passes. He moved past Hundley (75) in this year's Utah game.

• Thompson-Robinson has 11 rushing touchdowns this season ... the UCLA single-season leaders are John Sciarra (1975) and Gary Beban (1965), with 14 each ... Thompson-Robinson has rushed for 631 yards this season ... Jeff Dankworth (1976) holds the school mark at 815. Thompson-Robinson has 27 career rushing scores. Beban is first on that list with 35.

• Thompson-Robinson rushed for a career-high 120 yards at Arizona State for his third-career 100-yard rushing game. He now has 1,812 rushing yards and sits second on the all-time UCLA quarterback rushing list. Sciarra (1972-75) is first at 1,813.

• UCLA is 15-4 in games Thompson-Robinson has run for at least one touchdown.

• Thompson-Robinson's year-by-year passing efficiency: 2022 - 156.6, 2021 - 153.9, 2020 - 156.3, 2019 - 134.9, 2018 - 122.3 ... the Bruin starting quarterback who most recently posted a higher rating than Thompson-Robinson's 2020 mark of 156.29 for a full season was Drew Olson in 2005 (161.6). The school record for a season is McNown's 168.6 mark in 1997.

• Dorian Thompson-Robinson in his career against USC:

Date	Result	ATT	COMP	INT	PCT	YDS	TDS	LG	RUSH	YDS	TDS	LG
11/19/2022	USC 48, UCLA 45	38	23	3	.605	309	4	55	14	81	2	26
11/20/2021	UCLA 62, USC 33	22	16	2	.727	349	4	58	11	46	2	15
12/12/2020	USC 43, UCLA 38	36	30	2	.833	364	4	69	10	50	0	2
11/23/2019	USC 52, UCLA 35	44	26	1	.591	367	3	53	16	64	1	26
11/17/2018	UCLA 34, USC 27	0	0	0	.000	0	0	0	1	-1	0	-1
Totals		140	95	8	.679	1,389	15	69	52	400	5	26

- Thompson-Robinson (153.9 in 2021 and 156.3 in 2020) became just the third Bruin quarterback to put together back-to-back seasons with a 150.0+ passing efficiency mark ... he joined Hundley in 2014 (152.7) and 2013 (153.7) and McNown in 1998 (156.9) and 1997 (168.6). No Bruin has previously recorded three straight seasons of 150.0+ passing efficiency.
- Thompson-Robinson's 32 completions against Bowling Green were a personal high and rate ninth on the all-time school list for completions in a game. The school record is 40, held by Josh Rosen (2017 at Stanford) and Mike Fafaul (2016 against Utah).
- Thompson-Robinson's 68-yard run for a score against BGSU represents the longest run of his Bruin career (previous long was 65 at Colorado in 2020). The two rushing scores versus the Falcons equaled his Bruin best.
- Thompson-Robinson went 19 for 23 passing in the 2022 win at CU to mark the fourth-career game in which he has completed at least 80% of his attempts. Thompson-Robinson completed all eight of his passing attempts on the 90-yard, game-winning drive during the fourth quarter at Washington in 2021. He went 21 of 26 (.807) on the game. There have been 13 such games by UCLA quarterbacks since 1980.

Quarterback	Date	Opponent	Result	ATT	COMP	PCT	YDS	TDS
Rick Neuheisel	10/29/1983	Washington	W, 27-24	27	25	.926	287	1
Josh Rosen	09/09/2017	Hawai'i	W, 56-23	25	22	.888	329	5
Dorian Thompson-Robinson	10/13/2018	at California	W, 37-7	15	13	.866	141	0
Brett Hundley	11/10/2012	at Washington State	W, 44-36	21	18	.857	261	3
Dorian Thompson-Robinson	12/12/2020	USC	L, 38-43	36	30	.833	364	4
Dorian Thompson-Robinson	09/24/2022	at Colorado	W, 45-17	23	19	.826	234	2
Brett Hundley	11/03/2012	Arizona	W, 66-10	28	23	.821	288	3
Cade McNown	09/30/1995	Fresno State	W, 45-21	22	18	.818	306	1
Drew Olson	11/12/2005	Arizona State	W, 45-35	27	22	.815	510	5
Cory Paus	10/20/2001	California	W, 56-17	16	13	.813	273	3
Dorian Thompson-Robinson	10/16/2021	at Washington	W, 24-17	26	21	.807	183	2
Troy Aikman	10/03/1987	Stanford	W, 49-0	15	12	.800	187	2
Rick Neuheisel	10/15/1983	at Washington State	W, 24-14	20	16	.800	139	1

GLASS OF CHARBONNET

- RB Zach Charbonnet leads the nation in all-purpose yards (168.00 per game) ... he is averaging 6.97 yards per carry, which is fourth in the nation ... Charbonnet ended the regular season first in the Pac-12 (fourth in NCAA) in rushing yards per game (135.9).
- Zach Charbonnet (1,359 in 2022 and 1,137 in 2021) became UCLA's ninth rusher to record back-to-back 1,000-yard rushing seasons during the Arizona game earlier this season.
- Earlier this season, Charbonnet (198 versus Stanford, 151 at Oregon and 198 against Utah) became just the second player in UCLA history to run for 150 yards or more in three straight games (also Karim Abdul-Jabbar in 1995).
- UCLA is 13-2 when Charbonnet runs for 100 yards over his two seasons as a Bruin (losses at Oregon and against Arizona in 2022). His 119-yard effort at California was Charbonnet's eighth 100-yard game of 2022. Charbonnet has also produced 100-yard games in 2022 against Arizona (181), Stanford (198), UO (151), Utah (198), Washington (124), Colorado (104) and Bowling Green (111). The school record of nine is owned by Johnathan Franklin (2012).
- Charbonnet has recorded 100-yard games in seven of his past eight outings (95 vs. USC) ... Charbonnet's 15 Bruin 100-yard games leave him tied for fourth on the all-time school 100-yard rushing games with Karim Abdul-Jabbar (1992-95) and Skip Hicks (1993-97). Gaston Green (1984-87) owns the school mark of 20.
- Charbonnet has 33 rushes of at least 10 yards over his past seven games ... he had 30 rushes for 10 yards or more in 2021 and has added 41 more this season (four at Cal, three against USC, six versus Arizona, six against Stanford, four at UO, six versus Utah, four against UW, two at CU, two versus South Alabama and three against BGSU) ... he posted two 100-yard games (versus Army and Illinois) at Michigan.
- Charbonnet joined the all-time UCLA top-20 rushing list with his 151-yard outing at UO. He enters the bowl game 13th on that list with 2,496 rushing yards for his Bruin career. No. 12 is Maurice Jones-Drew (2,503 from 2003-05).
- The 2022 Arizona game was Charbonnet's fifth three-touchdown game as a Bruin – earlier this season, he had three rushing touchdowns versus Stanford and at CU ... in 2021, he had three against Hawai'i and CU. While at Michigan, he ran for three scores in a game against Army in 2019.
- In 2021, Charbonnet (1,137), Brittain Brown (615) and Thompson-Robinson (609) became the first Bruin backfield trio to rush for at least 600 yards each in a season since Theotis Brown (1,092), Wendell Tyler (1,003) and Jeff Dankworth (815) did so in 1976.

ON OFFENSE

- UCLA is one of four teams nationally averaging more than 500 yards of total offense per game (507.8) this season. Head coach Chip Kelly had three Oregon teams accomplish that feat (2012 - 537.4, 2011 - 522.8 and 2010 - 530.7).
- UCLA has 3,138 passing yards and 2,956 rushing yards. No other FBS team had reached both totals through the end of the regular season.
- WR Jake Bobo is tied for sixth in the league with seven touchdown receptions ... he is 10th in the Pac-12 in both yards per game (65.75) and receiving yards (789) ... he caught a season-high eight passes (UCLA career high) at UO, adding 101 receiving yards and a touchdown ... it was his second 100-yard game of this season (also 142 against Washington) ... he

THE BRUINS IN RECENT POLLS

Year	Poll	AP	Coaches	CFP
2022	Week 15 (Dec. 4)	18	18	18
2022	Week 14 (Nov. 27/29)	17	17	17
2022	Week 13 (Nov. 20/22)	17	18	18
2022	Week 12 (Nov. 13/15)	16	16	16
2022	Week 11 (Nov. 6/8)	9	10	12
2022	Week 10 (Oct. 30/Nov. 1)	10	11	12
2022	Week 9 (Oct. 23)	12	15	-
2022	Week 8 (Oct. 16)	9	10	-
2022	Week 7 (Oct. 9)	11	12	-
2022	Week 6 (Oct. 2)	18	19	-
2021	Final	NR	NR	-
2021	Week 5 (Sept. 26)	20	20	-
2021	Week 4 (Sept. 19)	24	24	-
2021	Week 3 (Sept. 12)	13	13	-
2021	Week 2 (Sept. 7)	16	16	-
2021	Preseason	RV	RV	-
2020	Final	NR	NR	-
2020	Preseason	NR	NR	-
2019	Final	NR	NR	-
2019	Preseason	NR	RV	-
2018	Final	NR	NR	-
2018	Preseason	NR	NR	-
2017	Final	NR	NR	-
2017	Week 3 (Sept. 10)	25	RV	-
2017	Preseason	RV	RV	-
2016	Final	NR	NR	-
2016	Preseason	16	24	-
2015	Final	NR	NR	-
2015	Week 13 (Nov. 22)	22	23	22
2015	Week 11 (Nov. 8)	18	18	19
2015	Week 10 (Nov. 1)	22	22	23
2015	Week 9 (Oct. 25)	24	24	-
2015	Week 7 (Oct. 11)	18	18	-
2015	Week 6 (Oct. 4)	20	20	-
2015	Week 5 (Sept. 27)	7	10	-
2015	Week 4 (Sept. 20)	9	11	-
2015	Week 3 (Sept. 13)	10	12	-
2015	Week 2 (Sept. 8)	13	13	-
2015	Preseason	13	14	-

UCLA's RECENT HIGHEST RANKINGS

Year	Rank	Year	Rank
2022	9	2010	NA
2021	13	2009	NA
2020	NA	2008	23
2019	NA	2007	11
2018	NA	2006	NA
2017	25	2005	7
2016	16	2004	NA
2015	7	2003	NA
2014	7	2002	20
2013	9	2001	4
2012	15	2000	6
2011	NA		

BRUINS BY CLASS

Redshirt Seniors (16): Martin Andrus Jr., DB Stephan Blaylock, WR Jake Bobo, LB Bo Calvert, WR Ryan Cragun, TE Michael Ezeike, OL DB Azizi Hearn, QB Sean Holland, LB Ale Kaho, OL Antonio Mafi, OL Sam Marrazzo, WR Josiah Norwood, DB Mo Osling III, LB Shea Pitts, DL Jacob Sykes, QB Dorian Thompson-Robinson

Seniors (7): RB Zach Charbonnet, OL Duke Clemens, Jon Gaines II, QB Chase Griffin, LB Carl Jones Jr., LS Jack Landherr IV, LB Darius Muasau

Redshirt Juniors (29): WR Kazmeir Allen, QB Chase Artopeous, WR Ashton Authement, K Nicholas Barr-Mira, WR Kam Brown, OL Josh Carlin, DB Kenny Churchwell III, TE Michael Churich, LB Adam Cohen, LB James Dinneen, OL Liam Douglass, LB Kobey Fitzgerald, RB Christian Grubb, TE Hudson Habermehl, DL Hayden Harris, DL Sitiveni Havi-li-Kaufusi, DB Alex Johnson, RB Keegan Jones, LB Laiatu Latu, DL Dovid Magna, LB Kain Medrano, DB William Nimmo Jr., OL Raiqwon O'Neal, LB Erich Osteen, TE David Priebe, OL Siale Taupaki, DB Kaleb Tuliau, DB Jelani Warren, OL Brad Whitworth

Juniors (8): DB John Humphrey, K R.J. Lopez, WR Logan Loya, LB Jake Newman, DL Gary Smith III, WR Matt Sykes, LB JonJon Vaughns, WR Colson Yankoff

Redshirt Sophomores (17): LB Choé Bryant-Strother, WR Devanti Dillard, OL Bruno Fina, QB Ethan Garbers, LS Beau Gardner, OL Jaylan Jeffers, RB Brian Kowal, K Ari Libenson, DL Gabriel Murphy, DL Grayson Murphy, TE Grant Norberg, LB Jocuarr Price, WR Bradley Schlom, DB Joshua Swift, DB Evan Thomas, LB Jeremiah Trojan, OL Justin Williams.

Sophomores (4): LB Devin Aupiu, DB Devin Kirkwood, WR Titus Mokiao-Atimalala, DL Jay Toia

Redshirt Freshmen (15): DB Jaylin Davies, OL Garrett DiGiorgio, K Joseph Firebaugh Jr., RB Josiah Gonzales, DB D.J. Justice, OL Yutaka Mahe, RB Deshun Murrell, LB Hayden Nelson, DB Isaiah Newcombe, OL Noah Pulealii, OL Benjamin Roy Jr., LB Carson Schwesinger, DL Quintin Somerville, WR Ezavier Staples, TE Sam Summa

Freshmen (16): P Chase Barry, RB T.J. Harden, DB Jax Harley, K Kalen Jones, WR Jadyin Marshall, QB Justyn Martin, RB Jack Pedersen, WR Braden Pegan, OL Niki Prongos, DB Kamari Ramsey, WR Elijah Rodriguez, RB Carsen Ryan, DB Clint Stephens, DB Croix Stewart, LB Jalen Woods, OL Sam Yoon

BRUIN TRANSFERS

Name	Pos.	Grad.	Previous School
Devin Aupiu	LB		Notre Dame
Jake Bobo	WR	X	Duke
Kam Brown	WR		Texas A&M
Zach Charbonnet	RB		Michigan
Ryan Cragun	WR	X	Pennsylvania
Jaylin Davies	DB		Oregon
Liam Douglass	OL	X	USC
Joseph Firebaugh Jr.	K		Southwestern College
Kobey Fitzgerald	LB	X	Riverside CC
Ethan Garbers	QB		Washington
Azizi Hearn	DB	X	Wyoming
Sean Holland	QB	X	Fordham
Jaylan Jeffers	OL		Oregon
Ale Kaho	LB		Alabama
Laiatu Latu	LB		Washington
Titus Mokiao-Atimalala	WR		UCF
Darius Muasau	LB		Hawai'i
Gabriel Murphy	DL		North Texas
Grayson Murphy	DL		North Texas
Raiqwon O'Neal	OL	X	Rutgers
Gary Smith III	DL		Duke
Jacob Sykes	DL	X	Harvard
Jay Toia	DL		USC
Colson Yankoff	WR		Washington

had a total of three touchdown catches in his four-year career at Duke. Bobo had two scoring catches each against Utah and UW. He is averaging 14.6 yards per catch on his 54 receptions as a Bruin for the season.

- WR Kazmeir Allen is second on the team with 49 catches on the season ... Allen hauled in 10 receptions against Bowling Green to become the 24th Bruin to make at least 10 catches in a game.
- RB Zach Charbonnet will aim to tie the school record (set in 2012 by Johnathan Franklin) with a ninth 100-yard rushing game in the Sun Bowl.
- Against USC, TE Michael Ezeike became the first Bruin to reel in three touchdown passes in a game since 2017, when Jordan Lasley also caught three against the Trojans.
- UCLA's average of 6.08 yards per rushing attempt leads the Pac-12 ... its 34 rushing scores are second in the league.
- UCLA enters the bowl game ranked third in the nation in total offense (507.8 yards per game), fourth in rushing yards per game (246.3) and 39th in passing offense (261.5 yards per game).
- Ezeike became the 15th UCLA player to score a touchdown this season with his scoring catch at Arizona State.
- After rushing for 352 yards at California, UCLA has surpassed the 200-yard rushing mark in nine of its 2022 games (also USC - 204, Arizona - 219, ASU - 402, Stanford - 324, Utah - 212, Colorado - 249, Alabama State - 220 and Bowling Green - 269).
- UCLA failed to record a rushing touchdown against USA to snap a streak of 23 straight games with at least one rushing score. It has rebounded to run for a touchdown in each of the next nine games.
- WR Matt Sykes caught his first pass of the 2022 season for a 24-yard touchdown at CU. It was his first career scoring reception. Sykes also caught a career-high four passes in the game.
- UCLA compiled 626 yards of total offense in the win against BGSU. It was the third time a Chip Kelly-coached Bruin team has hit the 600-yard mark and was the most since the 2019 Bruins' 657-yard performance at Washington State.

ON DEFENSE

- LB Laiatu Latu has 9.5 sacks for the season, which is the most by a Bruin player since Takkarist McKinley was credited with 10.0 in 2016 ... Latu is tied for 11th in the nation (second in Pac-12) in sacks per game (0.79) ... he recorded a career-best 3.0 sacks at Colorado ... he is tied for second in the Pac-12 (tied for 11th in nation) in fumbles forced per game (0.25).
- UCLA's defense is yielding 5.71 yards per play, which is the fourth lowest rate among Pac-12 Conference schools.
- DB Mo Osling III ranks atop the team with 82 tackles this season (No. 12 in Pac-12 at 6.83 per game) ... he recorded a career-high 15 tackles at Oregon ... he has been credited with 59 tackles across the past seven games.
- LB Darius Muasau is second on the team in total tackles with 77 this season (tied for 14th in Pac-12 with 6.42 per game) ... he made his second interception of the season against Stanford ... he had eight stops with his first pick and a forced fumble in the win versus Utah and was credited with a season-high 12 tackles at Arizona State (also hit double digits with 10 against South Alabama) ... he had a total of 14 games with 10 or more stops over his final two seasons playing for Hawai'i.
- The Bruins enter the bowl game ranked 88th in the nation (sixth in Pac-12) in total defense (399.8 yards per game).
- DB Stephan Blaylock started his 43rd straight game at California. OL Craig Novitsky (1990-93) owns the school record with starts in 46 consecutive games.
- Defensive trends ... **Rushing Defense:** 2017 - 287.4 yards per game, 2018 - 199.4, 2019 - 145.5, 2020 - 135.7, 2021 - 124.2 and 2022 - 124.2; **Rushing Yards Per Carry:** 2017 - 5.8, 2018 - 4.6, 2019 - 4.3, 2020 - 3.6, 2021 - 3.8 and 2022 - 3.7; **Yards Per Play:** 2017 - 6.3, 2018 - 6.0, 2019 - 6.7, 2020 - 5.4, 2021 - 5.5 and 2022 - 5.7.
- UCLA has held five 2022 opponents to fewer than 100 yards rushing ... it limited Cal to 67 yards rushing, Washington to 65, CU to 51, Alabama State to 87 and Bowling Green to just 37 this season ... the Bruins held five opponents under 100 yards rushing in 2021: 92 by California, 83 by UW, 67 by Stanford, 49 by LSU and 26 by Hawai'i ... the Bruins have won each game.
- UCLA has won 44 straight games overall and 63 straight regular-season games in which it has held its opponent to fewer than 20 points. Its last loss came at the hands of BYU, 17-16, in the 2007 Las Vegas Bowl. Its last regular-season loss was a 16-14 decision at CU in 2003.
- UCLA surrendered just 162 yards of total offense to BGSU in the 2022 opener. The last time a Bruin defense had held an opponent under 200 yards was in 2020 against California (176). The 162-yard total was the lowest by a Bruin opponent since ASU gained 122 in a 2008 contest.

SPECIAL TEAMS

- K Nicholas Barr-Mira totaled nine points at California to bring his career scoring total to 243 points, which is 12th on the all-time Bruin scoring list ... he is 15 of 21 on field goals in 2022 after going 2-3 at Cal, 1-1 versus USC, 0-1 versus Arizona, 1-2 versus Stanford, 3-3 at Oregon, 0-1 against Utah, 1-1 versus Washington, 1-1 at Colorado, 4-4 versus South Alabama, 1-1 against Alabama State and 1-3 versus Bowling Green in 2022 ... he has connected on 35 of 49 career field-goal attempts (.714) ... the 35 field goals is ninth on the all-time school list (he connected on a career-best 49-yard field goal in this year's game against USA).
- Barr-Mira is fifth in the Pac-12 in scoring (8.42 points per game) and fourth with 15 field goals made.
- UCLA's total of 24 punts this season is the second-lowest mark by any team in the nation this season.
- K R.J. Lopez has recorded touchbacks on 57 of his 86 kickoffs (66%) in 2022 ... the 57 touchbacks are the most by a Pac-12 kicker to date this season ... in 2021, he had 52 touchbacks which tied for the Pac-12 lead.
- UCLA has blocked 22 kicks (extra points, field goals or punts) since the start of the 2012 season. In 2021, Bruins Martell Irby and Ale Kaho got their hands on punts, with Kaho's immediately recovered for a touchdown and Irby's leading to a UCLA offensive scoring drive.

Player	Date	Opponent	Block	Result
Martell Irby	10/23/2021	Oregon	P	UCLA possession -> TD pass
Ale Kaho	08/28/2021	Hawai'i	P	UCLA possession -> Recovered for TD
Quentin Lake	11/07/2020	at Colorado	FG	UCLA possession -> TD pass
Jay Shaw	11/07/2020	at Colorado	FG	UCLA possession -> TD run

Adarius Pickett	09/03/2017	Texas A&M	FG	UCLA possession -> TD pass
DeChaun Holiday	11/12/2016	Oregon State	P	Returned for touchdown
Rick Wade	11/03/2016	at Colorado	FG	UCLA possession -> Punt
Eli Ankou	09/17/2016	at BYU	FG	UCLA possession -> End of half
Takkarist McKinley	09/12/2015	at UNLV	P	UCLA possession -> Field goal
Ishmael Adams	11/01/2014	Arizona	FG	UCLA possession -> Punt
Eric Kendricks	11/15/2013	Washington	FG	UCLA possession -> Punt
Myles Jack	10/26/2013	Oregon	P	UCLA possession -> TD pass
Cassius Marsh	09/21/2013	New Mexico State	FG	UCLA possession -> End of half
Kenny Orjioke	08/31/2013	Nevada	P	Returned for touchdown
Sheldon Price	11/17/2012	USC	FG	UCLA possession -> Punt
Eric Kendricks	11/17/2012	USC	P	UCLA possession -> TD run
Anthony Barr	11/10/2012	at Washington State	P	UCLA possession -> End of half
Jordan Zumwalt	11/10/2012	at Washington State	P	UCLA possession -> Lost fumble
Cassius Marsh	11/10/2012	at Washington State	FG	Touchback -> UCLA possession
Datone Jones	11/10/2012	at Washington State	FG	Returned for touchdown
Datone Jones	10/06/2012	at California	XP	CAL kickoff
Dalton Hilliard	10/06/2012	at California	XP	CAL kickoff

- Bruins Kazmeir Allen, Kyle Philips and David Priebe scored touchdowns on special teams in 2021. Since 2012, UCLA has found the end zone 10 times on special teams.

Scoring Player	Date	Opponent	Play
Kazmeir Allen	11/20/2021	at USC	100-yard kickoff return
Kyle Philips	11/13/2021	Colorado	82-yard punt return
David Priebe	08/28/2021	Hawai'i	0-yard punt block return
Kyle Philips	09/21/2019	at Washington State	69-yard punt return
Demetric Felton Jr.	09/21/2019	at Washington State	100-yard kickoff return
Darnay Holmes	11/24/2018	Stanford	93-yard kickoff return
Jordan Lasley	11/12/2016	Oregon State	23-yard punt block return
Ishmael Adams	09/25/2014	Arizona State	100-yard kickoff return
Phillip Ruhl	08/31/2013	Nevada	4-yard punt block return
Sheldon Price	11/10/2012	at Washington State	68-yard field-goal block return

BRUINS IN CRUNCH TIME

- Since 1980, UCLA has scored the last points of a game to win by seven or fewer on 50 occasions.

Year	Scoring Player	Game	Play	Time Left	Final
2022	Zach Charbonnet	at California	5-yard run	7:53	35-28
2022	Nicholas Barr-Mira	South Alabama	24-yard field goal	0:00	32-31
2020	Demetric Felton Jr.	at Arizona State	2-yard run	1:08	25-18
2019	Demetric Felton Jr.	at Washington State	15-yard pass from D. Thompson-Robinson	1:07	67-63
2017	Jordan Lasley	Texas A&M	10-yard pass from J. Rosen	0:43	45-44
2015	Soso Jamabo	Colorado	2-yard run	8:28	35-31
2015	Nate Starks	BYU	3-yard run	3:21	24-23
2014	Brett Hundley	at Colorado	8-yard run	OT2	40-37
2014	Ka'imi Fairbairn	at California	26-yard field goal	3:04	36-34
2014	Jordan Payton	Texas%	33-yard pass from J. Neuheisel	3:00	20-17
2014	Thomas Duarte	Memphis	33-yard pass from B. Hundley	10:52	42-35
2012	Ka'imi Fairbairn	at Arizona State	33-yard field goal	0:00	45-43
2011	Derrick Coleman	Arizona State	1-yard run	0:49	29-28
2011	Shaq Evans	Washington State	7-yard pass from K. Prince	3:26	28-25
2010	Kai Forbath	Oregon State	51-yard field goal	0:00	17-14
2009	Kai Forbath	Washington	27-yard field goal	14:53	24-23
2008	Kai Forbath	Tennessee	42-yard field goal	OT1	27-24
2008	Cory Harkey	Stanford	7-yard pass from K. Craft	0:10	23-20
2005	Brandon Breazell	at Stanford	23-yard pass from D. Olson^	OT1	30-27
2005	Maurice Jones-Drew	at Washington State	1-yard run#	OT1	44-41
2005	Maurice Jones-Drew	California	28-yard pass from D. Olson	1:35	47-40
2005	Maurice Jones-Drew	Washington	1-yard run	1:08	21-17
2003	Justin Medlock	California	41-yard field goal	OT1	23-20
2003	Rodney Leisle	at Arizona	55-yard interception return	13:41	24-21
2000	Cory Paus	at Arizona	13-yard run	0:48	27-24
2000	Ed Ieremia-Stansbury	Michigan	2-yard pass from R. McCann	6:30	23-20
1999	Chris Griffith	Washington	41-yard field goal	OT1	23-20
1998	Brad Melsby	at Oregon State	61-yard pass from C. McNown	0:21	41-34
1998	DeShaun Foster	Stanford	8-yard run	8:05	28-24
1998	Chris Sailer	Oregon	24-yard field goal	OT1	41-38
1997	Ryan Neufeld	Texas A&M¹	5-yard run, C. McNown 2-point run	7:05	29-23
1996	Skip Hicks	USC	25-yard run*	OT2	48-41
1994	Skip Hicks	Stanford	7-yard run, J. Stokes 2-point pass from W. Cook	3:05	31-30
1994	Sharmon Shah	SMU	9-yard run	12:17	17-10
1993	Bjorn Merten	at Oregon State	35-yard field goal	8:57	20-17
1992	Louis Perez	at Oregon	40-yard field goal	0:00	9-6
1991	Louis Perez	Illinois²	19-yard field goal	12:55	6-3
1991	Kevin Williams	BYU	1-yard run	14:14	27-23
1990	Brad Daluiso	at Washington	43-yard field goal	0:10	25-23
1990	Brad Daluiso	Stanford	21-yard field goal	0:01	21-20

BRUINS BY STATE/COUNTRY

Alabama (1): RB Deshun Murrell
 Arizona (7): DB Kenny Churchwell III, OL Bruno Fina, OL Jaylan Jeffers, DB Isaiah Newcombe, LB Joquarri Price, DL Quintin Somerville, LB Jeremiah Trojan
 California (76): RB Kazmeir Allen, DL Martin Andrus, Jr., QB Chase Artopoulos, LB Devin Aupiu, WR Ashton Authement, K Nicholas Barr-Mira, P Chase Barry, DB Stephan Blaylock, LB Bo Calvert, OL Josh Carlin, RB Zach Charbonnet, TE Michael Church, WR Ryan Cragun, DB Jaylin Davies, OL Garrett DiGiorgio, WR Devanti Dillard, DL James Dinneen, OL Liam Douglass, TE Michael Ezeike, K Joseph Firebaugh Jr., LB Kobey Fitzgerald, QB Ethan Garbers, LS Beau Gardner, RB Josiah Gonzales, RB Christian Grubb, TE Hudson Habermehl, RB T.J. Harden, DB Jax Harley, DB Azizi Hearn, DB John Humphrey, DB Alex Johnson, LB Carl Jones Jr., K Kalen Jones, DB D.J. Justice, DB Devin Kirkwood, RB Brian Kowall, LS Jack Landherr IV, LB Laiatu Latu, K Ari Libenson, K R.J. Lopez, WR Logan Loya, OL Antonio Mafi, DL Dovid Magna, OL Yutaka Mahe, OL Sam Marrazzo, WR Jadyn Marshall, QB Justyn Martin, DB Jake Newman, DB William Nimmo Jr., TE Grant Norberg, WR Josiah Norwood, DB Mo Osling III, LB Erich Osteen, RB Jack Pedersen, WR Braden Pegan, LB Shea Pitts, OL Niki Prongos, OL Noah Pulealii, DB Kamari Ramsey, WR Elijah Rodriguez, WR Bradley Schlom, LB Carson Schwesinger, WR Ezavier Staples, DB Clint Stephens, DB Croix Stewart, DB Joshua Swift, OL Siale Taupaki, DB Evan Thomas, DL Jay Toia, DB Kaleb Tuliau, LB JonJon Vaughns, DB Jelani Warren, OL Brad Whitworth, OL Justin Williams, LB Jalen Woods, OL Sam Yoon
 Colorado (1): LB Kain Medrano
 Georgia (1): LB Choë Bryant-Strother
 Hawaii (5): OL Duke Clemens, DL Sitiveni Havili-Kaufusi, WR Titus Mokiao-Atimalala, LB Darius Muasau, WR Matt Sykes
 Idaho (1): QB Colson Yankoff
 Massachusetts (1): Jake Bobo
 Missouri (1): Jacob Sykes
 Nevada (3): LB Ale Kaho, OL Benjamin Roy Jr., QB Dorian Thompson-Robinson
 New Hampshire (1): Sean Holland
 New York (1): LB Adam Cohen
 South Carolina (2): OL Raiqwon O'Neal, TE Sam Summa
 Tennessee (2): RB Keegan Jones, Gary Smith III
 Texas (5): WR Kam Brown, QB Chase Griffin, DL Gabriel Murphy, DL Grayson Murphy, TE David Priebe
 Utah (1): RB Carsen Ryan
 Washington (1): LB Hayden Harris
 Wisconsin (2): OL Jon Gaines II, DL Hayden Nelson

BRUIN GRADUATES

Name	Major (Previous School)
Kazmeir Allen	African American Studies
Jake Bobo	Economics (Duke)
Bo Calvert	Political Science
Ryan Cragun	Finance (Pennsylvania)
Liam Douglass	Communications (USC)
Kobey Fitzgerald	Psychology
Jon Gaines II	Political Science
Chase Griffin	Public Affairs
Azizi Hearn	American Studies (Wyoming)
Sean Holland	Economics (Fordham)
Alex Johnson	Political Science
Jack Landherr IV	Political Science
Antonio Mafi	Political Science
Sam Marrazzo	Political Science
Raiqwon O'Neal	Art (Rutgers)
Mo Osling III	African American Studies
Shea Pitts	Political Science
David Priebe	Economics
Jacob Sykes	Applied Mathematics (Harvard)
Colson Yankoff	Economics

BRUINS IN THE NFL				
Name	Pos.	Exp.	Team	
Alec Anderson	OT	R	Buffalo*	
Eli Ankou	DT	6	Buffalo@	
Devin Asiasi	TE	3	Cincinnati	
Krys Barnes	LB	3	Green Bay	
Anthony Barr	LB	9	Dallas	
Jake Brendel	OL	6	San Francisco	
Brittain Brown	RB	R	Las Vegas	
Jayon Brown	LB	6	Las Vegas#	
Kenny Clark	DL	7	Green Bay	
Matt Dickerson	DE	4	Atlanta	
Greg Dulcich	TE	R	Denver	
Ka'imī Fairbairn	K	7	Houston	
Demetric Felton Jr.	RB	2	Cleveland	
Ethan Fernea	WR	R	Indianapolis*	
Darnay Holmes	CB	3	NY Giants	
Myles Jack	LB	7	Pittsburgh	
Andre James	C	4	Las Vegas	
Joshua Kelley	RB	3	LA Chargers#	
Eric Kendricks	LB	8	Minnesota	
Qwuantrezz Knight	CB	R	San Francisco*	
Quentin Lake	S	R	LA Rams	
Mercedes Lewis	TE	17	Green Bay	
Conor McDermott	OT	6	New England	
Takkarist McKinley	DE	6	Dallas*	
Kolton Miller	OT	5	Las Vegas	
Fabian Moreau	CB	6	NY Giants	
Osa Odighizuwa	DT	2	Dallas	
Otito Ogbonnia	DL	R	LA Chargers#	
Kyle Philips	WR	R	Tennessee#	
Scott Quessenberry	OL	5	Houston	
Sean Rhyan	OT/G	R	Green Bay^	
Josh Rosen	QB	4	Minnesota*	
Matthew Slater	WR	15	New England	

* Practice squad

@ Practice squad/Injured

Reserve/Injured

^ Reserve/Suspended

UCLA's RECENT NFL DRAFT PICKS				
Name	Pos.	Yr.	RD/PK	Team
Greg Dulcich	TE	2022	3/80	Denver
Sean Rhyan	OL	2022	3/92	Green Bay
Otito Ogbonnia	DT	2022	5/160	LA Chargers
Kyle Philips	WR	2022	5/163	Tennessee
Quentin Lake	S	2022	6/211	LA Rams
Brittain Brown	RB	2022	7/250	Las Vegas
Osa Odighizuwa	DT	2021	3/75	Dallas
Demetric Felton	WR	2021	6/211	Cleveland
Devin Asiasi	TE	2020	3/91	New England
Darnay Holmes	CB	2020	4/110	NY Giants
Joshua Kelley	RB	2020	4/112	LA Chargers
Caleb Wilson	TE	2019	7/254	Arizona
Josh Rosen	QB	2018	1/10	Arizona
Kolton Miller	OT	2018	1/15	Oakland
Kenny Young	ILB	2018	4/122	Baltimore
Scott Quessenberry	C	2018	5/155	LA Chargers
Jordan Lasley	WR	2018	5/162	Baltimore
Takkarist McKinley	DE	2017	1/26	Atlanta
Fabian Moreau	CB	2017	3/81	Washington
Eddie Vanderdoes	DT	2017	3/88	Oakland
Jayon Brown	LB	2017	5/155	Tennessee
Conor McDermott	OT	2017	6/211	New England
Kenny Clark	NT	2016	1/27	Green Bay
Myles Jack	OLB	2016	2/36	Jacksonville
Caleb Benenoch	OT	2016	5/148	Tampa Bay
Paul Perkins	RB	2016	5/149	NY Giants
Jordan Payton	WR	2016	5/154	Cleveland
Aaron Wallace	OLB	2016	7/222	Tennessee
Thomas Duarte	TE	2016	7/231	Miami
Devin Fuller	WR	2016	7/238	Atlanta
Eric Kendricks	ILB	2015	2/45	Minnesota
Owamagbe Odighizuwa	DE	2015	3/74	NY Giants

1989	Bret Johnson	at San Diego State	1-yard run	2:39	28-25
1988	Reggie Moore	Washington	48-yard pass from T. Aikman	1:22	24-17
1986	Gaston Green	Arizona	32-yard run, W. Anderson 2-point pass from M. Stevens	0:41	32-25
1985	Gaston Green	at BYU	2-yard run	1:02	27-24
1984	John Lee	Miami (Fla.) ³	22-yard field goal	0:51	39-37
1984	John Lee	at California	19-yard field goal	2:58	17-14
1984	John Lee	Washington State	47-yard field goal	0:00	27-24
1983	Frank Cephous	Washington	5-yard run	1:55	27-24
1983	Frank Cephous	California	8-yard run	2:12	20-16
1980	Freeman McNeil	USC	58-yard pass from J. Schroeder	2:07	20-17

^ Bruins tied score on Maurice Jones-Drew's 1-yard run with 0:46 remaining

Bruins tied score on Drew Olson's 9-yard pass to Marcus Everett with 0:44 remaining

* Bruins tied score on Skip Hicks' 11-yard run with 0:39 remaining

% in Arlington, Texas

1 Cotton Bowl (Houston, Texas)

2 Sun Bowl (El Paso, Texas)

3 Fiesta Bowl (Tempe, Ariz.)

• Since 1990, 11 UCLA kickers have converted last-minute or overtime field goals to win games, with Nicholas Barr-Mira the latest to do so against South Alabama in 2022. Brad Daluiso and Kai Forbath each accomplished the feat twice.

Kicker	Date	Game	Distance	Time Left	Final
Nicholas Barr-Mira	09/17/2022	South Alabama	24 yards	0:00	32-31
J.J. Molson	11/24/2017	California	37 yards	0:04	30-27
Ka'imī Fairbairn	10/27/2012	at Arizona State	33 yards	0:00	45-43
Kai Forbath	11/06/2010	Oregon State	51 yards	0:00	17-14
Kai Forbath	09/01/2008	Tennessee	42 yards	OT1	27-24
Justin Medlock	10/18/2003	California	41 yards	OT1	23-20
Chris Griffith	11/19/1999	Washington	22 yards	OT1	23-20
Chris Sailer	10/17/1998	Oregon	24 yards	OT1	41-38
Louis Perez	11/14/1992	at Oregon	40 yards	0:00	9-6
Brad Daluiso	11/10/1990	at Washington	43 yards	0:10	25-22
Brad Daluiso	09/15/1990	Stanford	21 yards	0:01	21-20

• UCLA has notched two of the three largest comebacks in FBS football history since 2017, overcoming a 34-point deficit to defeat Texas A&M in 2017 and erasing a 32-point lead before prevailing at Washington State in 2019. Each turnaround came in the second half. Since 1980, UCLA teams have won nine times after trailing by 18 or more points.

Deficit	Date	Game	Trailed	Final
34	09/03/2017	Texas A&M	10-44 in Q3	45-44
32	09/21/2019	at Washington State	17-49 in Q3	67-63
22	12/30/2005	vs. Northwestern ¹	0-22 in Q1	50-38
21	10/29/2005	at Stanford	3-24 in Q4	30-27 (OT)
21	10/15/2005	at Washington State	7-28 in Q2	44-41 (OT)
21	09/30/2000	Arizona State	0-21 in Q2	38-31
21	09/25/1982	at Michigan	0-21 in Q2	31-27
20	10/20/1979	California	7-27 in Q3	28-27
18	09/14/2013	at Nebraska	3-21 in Q2	41-21

• UCLA teams have played 11 overtime games, going 8-3. Three of those contests were decided with the help of two overtime periods, while another needed three. UCLA is 5-1 at home and 3-2 on the road when extra time is needed.

Date	Game	Result
12/19/2020	Stanford	L, 48-49 (2OT)
09/03/2016	at Texas A&M	L, 24-31 (OT)
10/25/2014	at Colorado	W, 40-37 (2OT)
09/01/2008	Tennessee	W, 27-24 (OT)
10/29/2005	at Stanford	W, 30-27 (OT)
10/15/2005	at Washington State	W, 44-41 (OT)
10/18/2003	California	W, 23-20 (OT)
10/14/2000	at California	L, 38-46 (3OT)
11/13/1999	Washington	W, 23-20 (OT)
10/17/1998	Oregon	W, 41-38 (OT)
11/23/1996	USC	W, 48-41 (2OT)

BIG-PLAY ABILITY

The Bruins registered three offensive touchdowns of more than 50 yards in their 2022 opener, matching the 2021 and 2020 teams' season totals. They have eight overall this year. Since 2016, UCLA has scored 30 touchdowns of 50 yards or more on the offensive side of the ball.

Scoring Player	Date	Opponent	Play
Kazmeir Allen	11/19/2022	USC	55-yard pass
Hudson Habermehl	11/12/2022	Arizona	51-yard pass
Kazmeir Allen	11/05/2022	at Arizona State	75-yard run
Kazmeir Allen	10/29/2022	Stanford	72-yard run
Logan Loya	10/08/2022	Utah	50-yard pass
Josiah Norwood	09/03/2022	Bowling Green	50-yard pass
Keegan Jones	09/03/2022	Bowling Green	52-yard pass
Dorian Thompson-Robinson	09/03/2022	Bowling Green	68-yard run

2022 UCLA FOOTBALL

Kazmeir Allen	11/20/2021	at USC	58-yard pass
Kyle Philips	09/25/2021	at Stanford	75-yard pass
Greg Dulcich	09/04/2021	LSU	75-yard pass
Greg Dulcich	12/12/2020	USC	69-yard pass
Dorian Thompson-Robinson	11/07/2020	at Colorado	65-yard run
Greg Dulcich	11/07/2020	at Colorado	52-yard pass
Devin Asiasi	11/23/2019	at USC	53-yard pass
Joshua Kelley	10/17/2019	at Stanford	54-yard run
Demetric Felton Jr.	10/05/2019	Oregon State	75-yard run
Demetric Felton Jr.	09/21/2019	at Washington State	94-yard pass
Demetric Felton Jr.	08/29/2019	at Cincinnati	75-yard pass
Joshua Kelley	11/17/2018	USC	55-yard run
Caleb Wilson	11/03/2018	at Oregon	63-yard pass
Kazmeir Allen	09/01/2018	Cincinnati	74-yard run
Theo Howard	12/26/2017	vs. Kansas State ¹	70-yard pass
Jordan Lasley	12/26/2017	vs. Kansas State ¹	52-yard pass
Darren Andrews	09/16/2017	at Memphis	65-yard pass
Jordan Lasley	10/22/2016	Utah	75-yard pass
Nate Iese	10/22/2016	Utah	50-yard pass
Jordan Lasley	10/08/2016	at Arizona State	52-yard pass
Kenneth Walker	10/01/2016	Arizona	62-yard pass
Kenneth Walker	09/03/2016	at Texas A&M	62-yard pass

1 Cactus Bowl (Phoenix, Ariz.)

BRUINS IN GRAD SCHOOL

Fifteen of the UCLA Bruins are currently enrolled in the master's degree program in Transformative Coaching and Leadership — Jake Bobo, Bo Calvert, Ryan Cragun, Kobey Fitzgerald, Jon Gaines II, Chase Griffin, Azizi Hearn, Alex Johnson, Jack Landherr IV, Atonio Mafi, Sam Marrazzo, Raiqwon O'Neal, Mo Osling III, Jacob Sykes and Colson Yankoff.

Offered by UCLA's Department of Education, the master's degree in Transformative Coaching and Leadership prepares graduates for careers in coaching and sports leadership in professional and collegiate athletics, K-12 schools and community-based sports organizations. Inspired by the legendary John Wooden, the goals of the program include enabling prospective candidates to develop their own philosophy of coaching and leadership—and one that is premised on a holistic understanding of persons and sound principles of coaching, teaching and learning.

The degree program is also informed by an ethic of social justice, where teaching and coaching in various contexts—collegiate sports, professional sports, K-12 schools, Boys and Girls Clubs and other community sports programs—are analyzed through the lens of equity, access, diversity, and human dignity with the steadfast aim of contributing to the creation of a more just, equitable and humane society through enlightened and socially conscious sports education and leadership.

In addition, Shea Pitts has completed the Transformative Coaching and Leadership program and is now enrolled in the Master of Legal Studies program at UCLA Law.

BRUIN NFL LINKS

LB **Shea Pitts'** dad, Ron, played defensive back at UCLA from 1981-84 and then in the NFL for Buffalo and Green Bay (1985-90). Shea's grandfather, Elijah Pitts (1938–1998), was a running back for the Green Bay Packers and was part of all five NFL-championship teams under Vince Lombardi, including the first two Super Bowls ... **Nicholas Barr-Mira** is the brother of Bruin All-American and Dallas Cowboys linebacker Anthony Barr, who played eight seasons for Minnesota after being a first-round selection by the Vikings in the 2014 NFL Draft ... **Kam Brown's** dad, Larry, played from 1991-98 for Dallas, the Raiders and the Vikings and was a member of three Super Bowl championship teams (XXVII, XXVIII and XXX) and the MVP of Super Bowl XXX ... **Isaiah Newcombe's** dad, Bobby, was a member of the Ravens and Cardinals (2001) ... multiple members of the Bruin coaching staff have links to the NFL in addition to head coach Chip Kelly — defensive coordinator **Bill McGovern** was an assistant coach with the Bears (2021), Giants (2016-19) and Eagles (2013-15) ... running backs coach **DeShaun Foster** played seven seasons in the NFL: 2002-07 with the Panthers and 2008 at San Francisco after his UCLA playing career ... inside linebackers coach **Ken Norton Jr.** coached with the Seahawks and Raiders from 2010-21 after playing for the Cowboys (1988-1993) and 49ers (1994-2000) ... offensive line coach **Tim Drevno** was an assistant for the 49ers from 2011-13 ... Director of Football Performance **Keith Belton** played running back in the NFL for the Lions, Bears and Broncos from 2004-07.

LIKE FATHER, LIKE SON

Several Bruins have dads who played college football -- LB **Shea Pitts'** dad, Ron, played defensive back at UCLA from 1981-84 and then went on to an NFL career with Buffalo and Green Bay ... Shea wears the same No. 47 his dad did while a Bruin. Other players with dads who played college football include: WR **Jeff Bobo** (Mike - Dartmouth), LB **Bo Calvert** (David - Utah), TE **Michael Church** (Kenneth - California), OL **Bruno Fina** (John - Arizona), TE **Hudson Habermehl** (Steve - Cal Poly), DB **Isaiah Newcombe** (Bobby - Nebraska), LB **Jake Newman** (David - Missouri), RB **Jack Pedersen** (Jon - Nebraska), TE **David Priebe** (Mike - Illinois) and TE **Sam Summa** (Greg - Navy).

THE STORY OF NO. 36

On Friday, Aug. 26, 2022, head coach Chip Kelly awarded Alex Johnson the No. 36 jersey in honor of Nick Pasquale, who wore the number for the Bruins in 2012 and 2013 before his death in a car accident.

Nick was a 5-7, 172-pound redshirt freshman walk-on receiver for the Bruins who had seen his first game action a week before his death in September of 2013. He was known for his passion for the game, his limitless determination and his high qualities as a teammate. Current UCLA coaches Jerry Neuheisel and Daniel Fields were teammates with Pasquale.

Johnson has carved out roles on special teams and as a reserve defensive back across his 29 games played entering 2022. Johnson follows in the footsteps of Ethan Fernea, who donned the number from 2019-2021. The 2019 season was the first that a Bruin had worn the No. 36 since the start of the 2013 campaign.

BRUIN FRESHMEN OVER THE YEARS

UCLA has used 11 true freshmen in the 2022 season. Two true freshmen saw action in the 2022 opener against Bowling Green — RBs T.J. Harden and Carsen Ryan. Nine more saw the field in Game 2 versus Alabama State: P Chase Barry, WR Jady Marshall, RB Jack Pedersen, WR Braden Pegan, DB Kamari Ramsey, WR Elijah Rodriguez, DB Clint Stephens, DB Croix Stewart and LB Jalen Woods.

The Bruins set a school record with 21 true freshmen seeing the field in 2018. The following 12 players saw action in the 2018 season opener vs. Cincinnati: WR Kyle Philips, DB Stephan Blaylock, DB Rayshad Williams, QB Dorian Thompson-Robinson, RB Kazmeir Allen, RB Martell Irby, WR Chase Cota, DL Tyler Manoa, DL Atonio Mafi, C Christophany Murray, DB Elisha Guidry and DL Otito Ogbornia. WR Michael Ezeike saw his first action at Oklahoma. LB Bo Calvert and WR Delon Hurt saw action versus Fresno State. LB Elijah Wade played for the first time at Colorado. DB Alex Johnson hit the field at Oregon. WR Greg Dulcich, OL Alec Anderson and TE David Priebe were in action at Arizona State. OL Jon Gaines II played against Stanford.

In 2021, six true freshmen saw action. Five saw the field in the 2021 season-opener against Hawai'i: OL Garrett DiGiorgio, DB Devin Kirkwood, WR Keontez Lewis, DL Tiaoalii Savea and DL Jay Toia. A sixth true freshman, LB Devin Apui, played for the first time at Washington. In 2020, 10 Bruins took the field for the opener at Colorado: LB Damian Sellers, LB Choé Bryant-Strother, DB D.J. Warnell, WR Matt Sykes, WR Logan Loya, LB Myles Jackson, K RJ Lopez, P Luke Akers, DB John Humphrey and DB JonJon Vaughns). An 11th true freshman, LB Jeremiah Trojan, saw action versus USC.

Nine true frosh saw action in 2019. Kain Medrano appeared on special teams versus California, while LB John Ward saw action against Oregon State. Three true freshmen Bruins played at Washington State: LS Jack Landherr IV, OL Duke Clemens and RB Keegan Jones. Four Bruins saw action in the 2019 opener at Cincinnati: LB Carl Jones Jr., TE Mike Martinez, OT Sean Rhyon and LB Adam Cohen.

Three true freshmen saw action in the 2017 opener against Texas A&M in the Rose Bowl: DL Jaelan Phillips, DB Darnay Holmes and DB Mo Osling III. DL Martin Andrus Jr. saw action vs. Hawai'i and DB Quentin Lake saw his first action against CU. Moses Robinson-Carr took the field for the first time at Arizona. Greg Rogers came in against Oregon and Rahyme Johnson at UW.

A total of 11 Bruin true freshmen saw action in 2016: LB Krys Barnes, DB Brandon Burton, LS Johnny Den Bleyker, WR Ethan Fernea, WR Theo Howard, P Austin Kent, K J.J. Molson, RB Jalen Starks, RB Brandon Stephens, DL Boss Tagaloa and LB Lokeni Toailoa.

Eight true freshmen played in the 2016 opener at Texas A&M: Tagaloa, Molson, Den Bleyker, Kent, B. Burton, Lok. Toailoa, Fernea and Stephens. Starks, Barnes and Howard saw their first action against UNLV.

The Bruins played a total of 10 true freshmen in 2015. Five saw action in the 2015 season opener against Virginia. Nine true frosh took the field in the 2014 season, seven in that season's opener at Virginia

The Bruins established a then-school mark in 2013 when guard Scott Quessenberry took the field at Oregon as the 18th true freshman to see action that season. A school-record 15 true freshmen saw action that season in the opener against Nevada, along with eight redshirt freshmen. UCLA played 12 true freshmen in 2012, including eight in the opener at Rice. One first-year player saw action in 2011. In 2010 and 2009, UCLA played 10 true freshmen each.

UCLA started a true-freshman quarterback, Josh Rosen, in the season opener of 2015. This marked a first in school history. In 2017, DL Jaelan Phillips and DB Darnay Holmes became the first true-freshman defensive tandem to start an opener.

UCLA HALL INDUCTS FOSTER, KEZIRIAN

Football alumni DeShaun Foster and Ed Kezirian are part of the nine-Bruin class that was officially inducted into the UCLA Athletic Hall of Fame on Friday, Oct. 7.

Former UCLA All-American and NFL standout Foster is one of the most accomplished running backs in school history and returned to Westwood following his professional playing career to serve on the football staff. He completed his Bruin playing career second on the all-time touchdowns scored list (44), third on the school's all-time rushing list (3,194 yards) and fifth on the all-time Bruin scoring list (266 points). Foster was ranked 18th on the Pac-10 career rushing list when he left for the NFL, and his 722 career rushing attempts were the most in school history. As a senior in 2001, he led the Pac-10 in rushing (138.6 yards per game), scoring (9.75 points per game), and all-purpose yardage (154.75 yards per game). In his seven-year NFL career, he recorded more than 4,500 total yards and 16 touchdowns, including a 33-yard run in Super Bowl XXXVIII. During his tenure on the Bruin coaching staff, he has been instrumental in the development of some of the most productive running backs in the Pac-12, Paul Perkins, Joshua Kelley, Demetric Felton Jr. and Zach Charbonnet.

Kezirian, also known as Coach K, was a standout offensive lineman at UCLA and then returned as an assistant coach on some of the most successful teams in school history. After his coaching career, his contributions to his alma mater continued as an administrator for academics and student development, where he helped mentor hundreds of student-athletes throughout their education. An all-conference offensive lineman in 1973 who was presented UCLA's Kenneth S. Washington Award as the team's outstanding senior offensive player, Kezirian helped pave the way for a Bruin rushing attack that led the nation (400.3 yards per game) and an offense which established school records for scoring average (42.7 points per game) and single-season rushing yards (4,403) in 1973. As a coach, he helped guide Bruin teams to wins in eight-straight bowl game appearances, including three Rose Bowl victories in 1983, 1984 and 1986, and as interim head coach at the 2002 Las Vegas Bowl he led the Bruins to victory. Three of the teams for which he served as an assistant coach equaled the school record for wins in a season with 10.

UCLA SIGNS DEAL WITH JORDAN/NIKE

UCLA's Alice and Nahum Lainer Family Director of Athletics Martin Jarmond forged a six-year agreement with Nike, Inc. to make Jordan Brand and Nike the Bruins' official athletic footwear, apparel and equipment providers beginning on July 1, 2021. Under the terms of the agreement, Nike will supply uniforms, footwear, apparel and equipment to 22 of UCLA's 25 varsity athletic teams, while Jordan Brand will outfit the football and men's and women's basketball programs with "Jumpman" product. With this agreement, UCLA becomes the only school to wear the Jumpman in the Pac-12 Conference, and only the fifth university in the country to join forces with Jordan Brand on football, as well as both men's and women's basketball. The contract will extend beyond outfitting some of the most iconic teams in collegiate athletics. Nike, Inc. also will lend its support to UCLA Athletics' student-athlete development programs, offer two summer internships per calendar year to UCLA students, and annually host a group of selected UCLA students at its headquarters for an educational experience.

MORE FROM UNDER CENTER

Twenty-seven first-time starters have gone under center for UCLA since 1990, including Chase Griffin, Ethan Garbers and Dorian Thompson-Robinson. The Bruins have gone 13-14 in those games.

Year	Quarterback	Class	Game	Result	Passing (ATT-COMP-INT-YDS-TD)
2021	Ethan Garbers	R-Fr.	at Utah	L, 24-44	44-27-1-265-2
2020	Chase Griffin	R-Fr.	at Oregon	L, 35-38	31-19-2-195-1
2019	Austin Burton	R-So.	Oregon State	L, 31-48	41-27-0-236-1
2018	Dorian Thompson-Robinson	Fr.	at Oklahoma	L, 21-49	26-16-0-254-1
2018	Wilton Speight	Grad.	Cincinnati	L, 17-26	12-8-1-45-0
2016	Mike Fafaul	R-Sr.	at Washington State	L, 21-27	40-24-2-258-3
2015	Josh Rosen	Fr.	Virginia	W, 34-16	35-28-0-350-3
2012	Brett Hundley	R-Fr.	at Rice	W, 49-24	28-21-1-202-2
2010	Richard Brehaut	So.	Washington State	W, 42-28	23-12-0-128-0
2009	Kevin Prince	R-Fr.	San Diego State	W, 33-14	29-18-2-144-1
2008	Kevin Craft	R-Jr.	Tennessee	W, 27-24 (OT)	43-25-4-259-1
2007	Osaar Rasshan	R-So.	Arizona State	L, 20-24	27-14-1-181-0
2006	Patrick Cowan	R-So.	at Oregon	L, 20-30	31-16-1-112-0
2006	Ben Olson	R-So.	Utah	W, 31-10	33-25-0-318-3
2002	Drew Olson	Fr.	at Washington	W, 34-24	27-13-0-189-0
2002	Matt Moore	Fr.	Stanford	W, 28-18	19-7-0-142-1
2001	Scott McEwan	R-Sr.	Arizona State	W, 52-42	36-20-1-280-3
1999	Ryan McCann	R-Fr.	at USC	L, 17-7	29-17-3-204-0
1999	Cory Paus	R-Fr.	Fresno State	W, 35-21	13-9-0-113-1
1999	Drew Bennett	R-Jr.	Boise State	W, 38-7	16-8-1-120-1
1995	Cade McNown	Fr.	Oregon	L, 38-31	24-12-1-183-0
1992	Ryan Fien	Fr.	Arizona State	L, 20-0	7-4-0-18-0
1992	John Barnes	Sr.	at Washington State	L, 30-17	7-2-1-22-0
1992	Rob Walker	R-Fr.	at BYU	W, 17-10	26-18-1-198-0
1992	Wayne Cook	R-So.	CS Fullerton	W, 37-14	13-8-0-155-2
1990	Tommy Maddox	R-Fr.	at Michigan	L, 38-15	47-26-2-353-1
1990	Jim Bonds	Jr.	Oklahoma	L, 34-14	14-8-2-69-0



DREVNO



FARIS



FOSTER



GUNDERSON



KAUHA'AHA'A



MALLOE



MCGOVERN



NEUHEISEL



NORTON



NORWOOD

UCLA's ASSISTANT COACHES

Coach	Position (Year at UCLA)	Booth/Field
Tim Drevno	Offensive Line (1st)	Field
Jeff Faris	Tight Ends (1st)	Field
DeShaun Foster	Running Backs (6th)	Field
Ryan Gunderson	Quarterbacks (2nd)	Booth
Chad Kauha'aha'ha	Defensive Line (1st)	Field
Ikaika Malloe	Outside Linebackers, Special Teams Coordinator (1st)	Field
Bill McGovern	Defensive Coordinator (1st)	Booth
Jerry Neuheisel	Wide Receivers (2nd)	Field
Ken Norton Jr.	Inside Linebackers (1st)	Field
Brian Norwood	Assistant Head Coach, Passing Game Coordinator, Defensive Backs (3rd)	Field

	2022	2018-present
Record in day games (earlier than 5 p.m. start)	6-1	13-13
Record in night games (5 p.m. or later start)	3-2	13-15
Record in home games	6-2	15-16
Record in road games	3-1	11-12
Record in August	0-0	1-1
Record in September	5-0	8-8
Record in October	2-1	8-7
Record in November	2-2	8-10
Record in December	0-0	1-2
Record following wins	7-2	14-10
Record following losses	2-1	9-14
Record following byes	0-1	2-4
Record on natural surfaces	8-2	21-21
Record on artificial surfaces	1-1	5-7
Record against Pac-12 North teams	3-1	9-9
Record against Pac-12 South teams	3-2	12-12
Record in Pac-12 home games	3-2	10-11
Record in Pac-12 road games	3-1	11-10
Record in non-conference home games	3-0	5-5
Record in non-conference road games	0-0	0-2
Record in non-conference neutral games	0-0	0-0
Record against AP Top 25 teams (home)	2-1	4-6
Record against AP Top 25 teams (road)	0-1	1-4
Record against AP Top 25 teams (neutral)	0-0	0-0
The game is decided by 1-3 points	1-1	2-7
The game is decided by 1-7 points	2-1	7-6
Turnovers are the same	2-0	10-8
UCLA commits more turnovers	2-3	3-16
UCLA commits fewer turnovers	5-0	13-3
UCLA scores first	5-1	13-13
OPP scores first	4-2	13-15
UCLA leads at halftime	7-1	21-4
UCLA trails at halftime	2-2	5-24
Tied at halftime	0-0	0-0
UCLA leads after third quarter	8-0	22-2
UCLA trails after third quarter	1-2	3-24
Tied after third quarter	0-1	1-2
Record in overtime games	0-0	0-1
UCLA scores fewer than 20 points	0-0	0-10
UCLA scores between 20-29 points	0-1	3-7
UCLA scores between 30-39 points	3-1	12-7
UCLA scores 40+ points	6-1	11-4

	2022	2018-present
UCLA scores on defense	0-0	1-4
UCLA scores touchdown(s) on special teams	0-0	4-1
UCLA totals fewer than 100 rushing yards	0-0	0-5
UCLA totals 100-199 rushing yards	2-1	5-17
UCLA totals 200-299 rushing yards	4-2	16-6
UCLA totals 300+ rushing yards	3-0	5-0
UCLA totals fewer than 200 passing yards	3-0	13-8
UCLA totals 200-299 passing yards	4-2	8-13
UCLA totals 300-399 passing yards	2-1	4-6
UCLA totals 400+ passing yards	0-0	1-1
UCLA totals fewer than 300 total offense yards	0-0	0-6
UCLA totals 300-399 total offense yards	0-0	4-6
UCLA totals 400-499 total offense yards	3-2	14-12
UCLA totals 500+ total offense yards	6-1	10-4
UCLA records zero turnovers	3-0	9-3
UCLA records 1-3 turnovers	6-2	17-19
UCLA records 4+ turnovers	0-1	0-6
UCLA records zero takeaways	0-2	1-10
UCLA records 1-2 takeaways	8-1	21-15
UCLA records 3+ takeaways	1-0	4-3
UCLA finishes above 30:00 possession time	2-0	12-11
UCLA finishes below 30:00 possession time	7-3	14-17
UCLA has a 100-yard rusher	7-2	20-11
UCLA does not have a 100-yard rusher	2-1	6-17
UCLA has a 100-yard rusher and receiver	1-1	4-3
UCLA has more plays from scrimmage	3-1	11-13
OPP has a 100-yard rusher	1-2	5-15
OPP totals fewer than 100 rushing yards	5-0	12-3
OPP totals 100+ rushing yards	4-3	14-25
OPP totals 200+ rushing yards	0-1	1-9
OPP totals fewer than 200 total offense yards	1-0	3-0
OPP totals 200-299 total offense yards	1-0	5-0
OPP totals 400+ total offense yards	3-3	8-26
OPP totals fewer than 100 passing yards	0-0	0-0
OPP totals fewer than 200 passing yards	2-0	9-4
OPP totals 300+ passing yards	2-2	6-11

Opp.	UCLA Turnovers	Outcome	PTS
BGSU	Dorian Thompson-Robinson INT	Punt	0
	Jake Bobo muffed punt	FG	3
ALST	Ethan Garbers INT	Punt	0
USA	Zach Charbonnet fumble	TD run	7
	Team fumble	TD pass	7
COLO	None	NA	-
WASH	None	NA	-
UTAH	Dorian Thompson-Robinson INT	TD return	7
ORE	Dorian Thompson-Robinson INT	Punt	0
STAN	Logan Loya muffed punt	FG	3
ASU	Dorian Thompson-Robinson INT	FG	3
	Dorian Thompson-Robinson fumble	FG	3
ARIZ	Dorian Thompson-Robinson fumble	1H end	0
USC	Dorian Thompson-Robinson INT	FG miss	0
	Dorian Thompson-Robinson INT	FG	3
	Dorian Thompson-Robinson fumble	TD run	7
	Dorian Thompson-Robinson INT	Game end	0
CAL	None	NA	-
PITT			
Totals	15 (8 INTs, 7 fumbles)	5 FG, 4 TD	43

Opp.	Opponent Turnovers	Outcome	PTS
BGSU	Fumble recovered by Darius Muasau	FG miss	0
ALST	FF Laiatu Latu, FR Gabriel Murphy	TD pass	7
	INT by Jaylin Davies	INT	0
	INT by D.J. Justice	Game end	0
USA	INT by JonJon Vaughns	FG	3
	FF Choé Bryant-Strother, FR Devin Kirkwood	FG	3
COLO	FF Laiatu Latu, FR Bo Calvert	TD pass	7
	INT by Carl Jones Jr.	TD pass	7
WASH	INT by Stephan Blaylock	TD pass	7
	INT by JonJon Vaughns	Downs	0
UTAH	INT by Darius Muasau	TD run	7
	FF Darius Muasau, FR Jaylin Davies	TD run	7
ORE	None	NA	-
STAN	INT by Darius Muasau	TD run	7
ASU	INT by Jaylin Davies	Game end	0
ARIZ	None	NA	-
USC	INT by Kain Medrano	TD pass	7
CAL	FF Jack Landherr IV, FR Laiatu Latu	FG	3
	FF Kain Medrano, FR Carl Jones Jr.	Game end	0
PITT			
Totals	17 (10 INTs, 7 fumbles)	8 TD, 3 FG	65

OPPONENT	Score	W/L	UCLA Offense			UCLA Defense		
			Rushing	Passing	Total Offense	Rushing	Passing	Total Offense
			TC-Yds-TD-LG	PC-PA-Int-Yds-TD-LG	Plays-Yds-TD	TC-Yds-TD-LG	PC-PA-Int-Yds-TD-LG	Plays-Yds-TD
Bowling Green (09/03/22)	45-17	W	45-269-3-68	35-47-1-357-3-52	92-626-6	25-37-0-12	17-36-0-125-1-27	61-161-1
Alabama State (09/10/22)	45-7	W	38-220-5-21	23-30-1-265-1-26	68-485-6	36-87-0-18	18-32-2-223-1-45	68-310-1
South Alabama (09/17/22)	32-31	W	37-144-0-25	20-30-0-263-3-44	67-407-3	34-162-3-47	26-36-1-237-1-37	70-399-4
at Colorado (09/24/22)	45-17	W	34-249-3-46	22-29-0-266-3-28	63-515-6	34-51-1-10	26-42-1-258-1-42	76-309-2
Washington (09/30/22)	40-32	W	39-184-2-22	24-33-0-315-3-40	72-499-5	23-65-0-15	33-49-2-345-4-34	72-410-4
Utah (10/08/22)	42-32	W	38-203-2-49	18-23-1-299-4-70	61-502-6	43-192-3-17	23-34-1-287-0-25	77-479-3
at Oregon (10/22/22)	30-45	L	30-186-1-33	27-39-1-262-2-36	69-448-3	46-262-1-18	22-28-0-283-5-49	74-545-6
Stanford (10/29/22)	38-13	W	45-324-5-72	18-29-0-199-0-27	74-523-5	34-145-0-18	15-31-1-125-1-30	65-270-1
at Arizona State (11/05/22)	50-36	W	42-402-5-75	13-20-1-169-2-42	62-571-7	31-119-2-17	38-49-1-349-2-23	80-468-4
Arizona (11/12/22)	28-34	L	37-219-3-37	26-39-0-245-1-51	76-464-4	36-124-2-18	23-29-0-312-2-48	65-436-4
USC (11/19/22)	45-48	L	37-204-2-26	23-38-3-309-4-55	75-513-6	38-179-4-19	32-43-1-470-2-49	81-649-6
at California (11/25/22)	35-28	W	64-352-3-21	21-30-0-189-1-32	94-541-4	18-67-0-14	24-34-0-294-4-49	52-361-4
vs. Pittsburgh (12/30/22)								

RUSHING, TOTAL OFFENSE UNDER KELLY

Year	School	Rushing (RK)	Total Offense (RK)
2022	UCLA	246.3 (4)	507.8 (3)
2021	UCLA	215.1 (14)	441.3 (31)
2020	UCLA	230.6 (12)	455.0 (21)
2019	UCLA	150.2 (81)	405.7 (65)
2018	UCLA	154.8 (85)	392.6 (74)
2012	Oregon	315.2 (3)	537.4 (5)
2011	Oregon	299.2 (5)	522.8 (4)
2010	Oregon	286.2 (4)	530.7 (1)
2009	Oregon	231.7 (6)	412.0 (33)
2008	Oregon	280.1 (2)	484.85 (7)
2007	Oregon	251.9 (6)	467.54 (10)

2022 stats through end of regular season

TOP INDIVIDUAL RUSHERS UNDER KELLY

Year	Player	Rushing (RK)
2022	Zach Charbonnet, UCLA	135.9 (4)
2021	Zach Charbonnet, UCLA	94.8 (30)
2020	Demetric Felton Jr., UCLA	111.3 (14)
2019	Joshua Kelley, UCLA	96.4 (27)
2018	Joshua Kelley, UCLA	113.0 (9)
2012	Kenjon Barner, Oregon	135.9 (4)
2011	LaMichael James, Oregon	150.4 (1)
2010	LaMichael James, Oregon	144.2 (1)
2009	LaMichael James, Oregon	118.9 (9)
2008	Jeremiah Johnson, Oregon	92.3 (34)
2007	Jonathan Stewart, Oregon	132.4 (7)

2022 stats through end of regular season

TOP-15 RANKED NCAA PLAYERS UNDER KELLY

Year	Name	Category	Mark (RK)
2022	Zach Charbonnet	All Purpose/Game	168.00 (1*)
2022	Zach Charbonnet	Rush Yards/Carry	6.97 (4*)
2022	Zach Charbonnet	Rush Yards/Game	135.9 (4*)
2022	D. Thompson-Robinson	Completion Percentage	.698 (5)
2022	D. Thompson-Robinson	Points Responsible For	226 (7)
2022	D. Thompson-Robinson	Points Responsible For/Game	18.8 (8)
2022	Laiatu Latu	Forced Fumbles/Game	0.25 (11)
2022	Laiatu Latu	Sacks/Game	0.79 (11)
2022	Zach Charbonnet	Rush TDs	14 (14)
2022	Zach Charbonnet	Rush Yards	1,359 (15*)
2021	Kazmeir Allen	Kickoff Returns Average	29.1 (10*)
2021	Mitchell Agude	Forced Fumbles/Game	0.33 (11*)
2020	Demetric Felton Jr.	All Purpose/Game	165.83 (6)
2020	Mitchell Agude	Forced Fumbles/Game	0.43 (10)
2020	Greg Dulcich	Yards/Reception	19.88 (13)
2020	Demetric Felton Jr.	Rush Yards/Game	111.3 (14)
2020	Brittain Brown	Rush Yards/Carry	6.62 (15)
2018	Stefan Flintoft	Punting Average	45.8 (6)
2018	Adarius Pickett	Solo Tackles/Game	6.4 (6)
2018	Joshua Kelley	Rush Yards/Game	113.0 (9)
2012	Kenjon Barner	Rush Yards/Game	135.9 (4)
2012	Marcus Mariota	Passing Efficiency	163.23 (7*)
2012	Kenjon Barner	Scoring/Game	10.6 (18)
2012	Kenjon Barner	All Purpose/Game	155.6 (15)
2011	LaMichael James	Rush Yards/Game	150.4 (1*)
2011	LaMichael James	All Purpose/Game	181.25 (3*)
2011	De'Anthony Thomas	Kickoff Returns Average	27.3 (10*)
2011	LaMichael James	Scoring/Game	10.0 (11*)
2011	Darron Thomas	Passing Efficiency	158.65 (11)
2011	De'Anthony Thomas	All Purpose/Game	159.64 (11)
2010	LaMichael James	All Purpose/Game	161.4 (7*)
2010	Cliff Harris	Interceptions/Game	0.46 (110)
2010	Cliff Harris	Punt Returns Average	18.8 (2)
2010	LaMichael James	Rush Yards/Game	144.3 (1*)
2010	LaMichael James	Scoring/Game	12.0 (1*)
2009	LaMichael James	Rush Yards/Game	118.9 (9)
2009	Kenny Rowe	Sacks/Game	0.88 (19*)

2022 stats through end of regular season

* led Pac-12

Head Coach Chip Kelly



Record at UCLA

27-28 (5th season)

Overall Record

73-35 (9th season)

Chip Kelly was named UCLA's 17th head football coach on Nov. 25, 2017. Kelly holds over 30 seasons of coaching experience at both the professional and collegiate levels, most recently serving as head coach of the San Francisco 49ers (2016) prior to coming to Westwood. He also worked as the head coach of the Philadelphia Eagles (2013-15) following four seasons as head coach at the University of Oregon (2009-12) where he posted a record of 46-7. At each stop, Kelly has been the guiding force for some of the most productive offenses in the game, including seven seasons with NCAA top-25 ranked scoring offenses and seven with NCAA top-25 rushing offenses.

The 2022 Bruins have posted nine regular-season wins and are in position to match the school record of 10 in the Tony the Tiger Sun Bowl. UCLA racked up 3,138 passing yards and 2,956 rushing yards. No other FBS team had reached both totals through the end of the regular season. UCLA leads the Pac-12 with an average of 246.3 rushing yards per game (fourth nationally) and has compiled a total offense mark of 507.8 yards per game (third). No Bruin team has ever averaged more than 500 yards of total offense in a season. The 2022 campaign represents the third straight in which UCLA has averaged more than 200 yards rushing per contest and would be the first time the program had accomplished the feat since 1985-87. Dorian Thompson-Robinson became the school's all-time leader in touchdown passes, completions and total offense during the season. UCLA achieved the 6,000-yard mark in total offense for just the fourth time in school history. Zach Charbonnet led all Pac-12 players with eight 100-yard rushing games and owned the best per-game average in the league at 135.9.

The 2021 season saw the Bruins record the program's most wins since 2015, at 8-4, finish tied for second in the Pac-12 South with a 6-3 conference mark and earn a bid to the San Diego Credit Union Holiday Bowl. UCLA paced the Pac-12 in scoring at 36.5 points per game to rank 12th nationally. The Bruin rushing attack averaged 215.1 yards per contest to rate as the 14th-best unit in the NCAA. On the other side of the ball, the run defense rated second in the Pac-12 and 23rd nationally at 124.2 yards per game and UCLA ranked second in the conference in sacks. Kyle Philips moved up among the top-5 at UCLA in career receptions after grabbing a Pac-12 best 10 scoring passes. Charbonnet led all Pac-12 running backs with seven 100-yard games during the year. Brittain Brown topped conference rushers with a 6.03 yards per carry mark. Thompson-Robinson ranked No. 1 in the league in passing efficiency (153.9). Tight end Greg Dulcich was a semifinalist for the John Mackey Award as the nation's top performer at his position. His 117-yard performance versus LSU marked the eighth straight season in which a Bruin tight end reached the century receiving yards mark in a game. UCLA topped the nation in punt return average (20.0) and was seventh in kickoff return average (27.4). Offensive lineman Sean Rhyan, defensive lineman Otito Ogbornia and defensive back Quentin Lake joined Brown, Dulcich and Philips as selections in the NFL Draft.

In 2020, the Bruins led the Pac-12 in scoring (248 pts) and touchdowns scored (31). Thompson-Robinson produced the school's best pass efficiency mark since 2005 (156.29) and became the first Bruin quarterback to record a 300-yard passing (303) and 100-yard rushing game (109) in the same contest (at Colorado). UCLA produced a team rushing average of over 200 yards per game for just the fourth time since 1990. The mark of 230.6 rushing yards per contest ranked 12th nationally. A Bruin team had not finished with a rushing yards per carry mark greater than 2020's 5.1 mark since 1976. Dulcich rated No. 2 among the nation's tight ends with both his 73.9 receiving yards per game average and 19.88 yards per catch mark. Demetric Felton Jr. led the Pac-12 and ranked sixth in the NCAA in all-purpose yards (165.83). UCLA's defense showed improvement in all phases. The unit allowed almost 50 yards less in total offense (409.9) than the previous season, while reducing its rush defense average by almost 10 yards per game (135.7). It sliced almost half a yard off the rushing average per carry to 3.6, a mark which led the

HEAD COACH CHIP KELLY'S YEAR-BY-YEAR TOTALS - COLLEGE

Year	School	Record	Pct.	League	Pct.	Finish	Postseason
2022	UCLA	9-3	.727	6-3	.625	T-5th	Sun Bowl
2021	UCLA	8-4	.667	6-3	.667	T-2nd South	Holiday Bowl (not played)
2020	UCLA	3-4	.429	3-4	.429	5th South	----
2019	UCLA	4-8	.333	4-5	.444	T-3rd South	----
2018	UCLA	3-9	.250	3-6	.333	5th South	----
2012	Oregon	12-1	.923	8-1	.889	T-1st North	Fiesta Bowl (W over Kansas State)
2011	Oregon	12-2	.857	8-1	.889	T-1st North	Rose Bowl (W over Wisconsin)
2010	Oregon	12-1	.923	9-0	1.000	1st North	BCS National Championship Game (L to Auburn)
2009	Oregon	10-3	.769	8-1	.889	1st North	Rose Bowl (L to Ohio State)
5th season at UCLA		27-28	.491	22-21	.512	2 bowl game	
4 seasons at Oregon		46-7	.868	33-3	.917	4 bowl games	
9th SEASON OVERALL		73-35	.676	55-24	.696	6 bowl games	

HEAD COACH CHIP KELLY'S YEAR-BY-YEAR TOTALS - NFL

Year	School	Record	Pct.	Division Finish	Postseason
2016	San Francisco	2-14	.125	4th NFC West	----
2015	Philadelphia	6-9	.400	2nd NFC East	----
2014	Philadelphia	10-6	.625	2nd NFC East	----
2013	Philadelphia	10-6	.625	1st NFC East	NFC wild-card round
1 season at San Francisco		2-14	.125	----	
3 seasons at Philadelphia		26-21	.553	1 playoff appearance	
4 SEASONS OVERALL		28-35	.444	1 playoff appearance	

Pac-12. Per game averages for tackles for loss (6.8) and sacks (3.3-ranked 8th in NCAA) both went up.

In year two at UCLA, Thompson-Robinson finished among the top 10 at the school for a single season in completions (216-9th), total offense (2,899-10th) and touchdown passes (21-10th). He set a school mark with 564 yards of total offense in a win at Washington State while leading the second-largest comeback in school history (32 points). Running back Joshua Kelley became the eighth Bruin to post back-to-back 1,000-yard seasons. Kelley finished second in the Pac-12 in rushing yards per game average. Felton set a school mark for a running back with 55 receptions and added a school-record four scoring plays of 75-yards or more. UCLA produced five straight 200-yard rushing games for the first time since the 1978 season. Philips finished with the most catches ever by a Bruin freshman player and became the first redshirt freshman to lead the team in receptions since 2001. His 60 catches tied for 11th on the all-time school single season list and his total of two 10-plus catch games ranks third on the all-time school list. Five wide receivers made their first career scoring catches during the season. The rush defense knocked off almost 0.5 yard/carry from the average of the previous season and the number of quarterback sacks increased from 11 to 26 over a year's time. Special teams improved across the board and featured a punt and kickoff return for a touchdown. UCLA ranked second in the nation in punt return average (22.5 yards).

In his first season in Westwood, Kelly became just the fourth Bruin head coach to guide his team past USC in his initial meeting with the crosstown rival. Running back Joshua Kelley racked up 289 rushing yards in the win against the Trojans, most ever by a back in the series. Kelley finished ninth in the nation in rushing average (113.0 yds per game) and 18th nationally in all-purpose yards (130.55). It marked the fifth consecutive season in which Coach Kelly had produced an NCAA top-10 rated rushing offense leader as a college head coach. A young Bruin team which saw a school-record 21 true freshmen student-athletes take the field during the season, showed steady improvement and generated 432.9 yards of total offense per game over the last eight contests of the season, including a 528-yard effort in the season-finale versus Stanford.

Kelly's lone season in San Francisco saw the 49ers improve from the league's 21st-ranked rushing attack in 2015 (1,544 yards) to the 4th-best ground game in 2016 (2,019 yards). Running back Carlos Hyde was the biggest beneficiary of the improvement, gaining 988 yards in just 13 contests (76.0 yards per game).

Over Kelly's three seasons in Philadelphia, the Eagles ranked third in the NFL in points per game (26.9) and total offense (392.8 yards per game), as well as fourth in rushing yards per game (131.3). Sixteen Pro Bowlers were selected from his teams, including eight in 2014. The Eagles won 10 games in each of his first two seasons, as his 2014 offense scored a franchise-record 474 points to surpass his 2013 team's previous-record total of 442.

The Eagles showed a marked improvement in Year 1 under Kelly, as their 10 wins followed a four-win 2012. He became just the second head coach in league history to win a division title in his first season in the NFL, as the Eagles captured an NFC East Division Championship. He was also named the Maxwell Club NFL Coach of the Year.

Kelly began his head coaching career at the University of Oregon in 2009, leading the Ducks to a 10-3 record and a trip to the Rose Bowl. He finished his time at Oregon with an overall record of 46-7 as head coach (2009-12), including a 33-3 mark in conference play. In his four seasons in Eugene, the Ducks averaged 44.7 points per game. Kelly became the first coach in school history to guide the program to three consecutive undisputed conference championships (2009-11) and its first three 12-win seasons (2010-12).

Oregon made an appearance in a BCS Bowl game in each of Kelly's four seasons, including a trip to the National Championship game following the 2010 campaign. Kelly was named the Pac-10 Coach of the Year in back-to-back seasons in 2009 and 2010, and Associated Press Coach of the Year in 2010.

The 2012 Ducks finished second in the nation in scoring (49.6 points per game) and fifth in total offense (537.4 yards per game) with freshman quarterback Marcus Mariota under center. They would conclude the season with a Fiesta Bowl victory over Kansas State. A January bowl game was also the end result for Oregon the year prior, as the Ducks defeated Wisconsin in a Rose Bowl thriller, 45-38. Kelly's offense notched Top-5 finishes in points per game (46.1, third) and total offense (522.8 yards per game, fourth) in 2011.

In 2010, the Ducks led the nation both points per game (46.1) and total yardage (530.7 per game) en route to a BCS National Championship Game appearance. In addition to his Pac-10 Coach of the Year and Associated Press Coach of the Year awards, Kelly garnered Eddie Robinson Coach of the Year, Walter Camp Coach of the Year, The Sporting News Coach of the Year and American Football Coaches Association (AFCA) Coach of the Year accolades.

Kelly's first season as a head coach (2009) culminated in a Rose Bowl appearance and the Pac-10 Coach of the Year award, as his offense ranked sixth in the country in both points per game (36.1) and rushing yards per game (231.7). He was promoted to the top spot after his offenses led the Pac-10 in a number of categories during his two seasons (2007-08) as offensive coordinator under Mike Bellotti.

Kelly had spent the previous 13 years at his alma mater, the University of New Hampshire, before being named offensive coordinator at Oregon.

As offensive coordinator at UNH, Kelly protégée Ricky Santos earned the Walter Payton Award as the most outstanding player in FCS in 2006. The quarterback previously finished second in 2005. Kelly also coached the Wildcats' offensive line (1997, 1998) and running backs (1992, 1994-96). The New Hampshire offense averaged better than 400 yards of total offense per game in seven of his eight seasons on staff.

Kelly began his coaching career guiding defensive backs and special teams at Columbia University in 1990. He moved to outside linebackers and safeties in 1991 before his first stint at UNH as running backs coach in 1992. He also spent one season at Johns Hopkins University as defensive coordinator in 1993.

KELLY'S CAREER RECORDS VS. OPPONENTS

Opp.	Record	Opp.	Record
Alabama State	1-0	Ohio State	0-1
Arizona	7-2	Oklahoma	0-2
Arizona State	7-2	Oregon	0-4
Arkansas State	1-0	Oregon State	4-1
Auburn	0-1	Portland State	1-0
Boise State	0-1	Purdue	1-0
Bowling Green	1-0	San Diego State	0-1
California	8-1	South Alabama	1-0
Cincinnati	0-2	Stanford	5-4
Colorado	5-2	Tennessee	1-0
Fresno State	1-2	Tennessee Tech	1-0
Hawai'i	1-0	UCLA	3-0
Kansas State	1-0	USC	5-4
LSU	1-1	Utah	2-3
Missouri State	1-0	Washington	6-1
Nevada	1-0	Washington State	5-0
New Mexico	1-0	Wisconsin	1-0

KELLY'S RESULTS VS. RANKED OPPONENTS

Year	School (RK)	Opponent (RK)	Result
2022	UCLA (16)	USC (7)	L, 45-48
2022	UCLA (9)	Oregon (10)	L, 30-45
2022	UCLA (18)	Utah (11)	W, 42-32
2022	UCLA (NR)	Washington (15)	W, 40-32
2021	UCLA (NR)	Oregon (10)	L, 31-34
2021	UCLA (NR)	LSU (16)	W, 38-27
2020	UCLA (NR)	USC (16)	L, 38-43
2020	UCLA (NR)	at Oregon (11)	L, 35-38
2019	UCLA (NR)	at Utah (8)	L, 3-49
2019	UCLA (NR)	Arizona State (24)	W, 42-32
2019	UCLA (NR)	at Washington State (19)	W, 67-63
2019	UCLA (NR)	Oklahoma (5)	L, 14-48
2018	UCLA (NR)	Utah (23)	L, 10-41
2018	UCLA (NR)	Washington (10)	L, 24-31
2018	UCLA (NR)	at Oklahoma (6)	L, 21-49
2012	Oregon (4)	Kansas State (5)*	W, 35-17
2012	Oregon (5)	at Oregon State (16)	W, 48-24
2012	Oregon (1)	Stanford (14)	L, 14-17 (OT)
2012	Oregon (2)	at USC (18)	W, 62-51
2012	Oregon (2)	Washington (23)	W, 52-21
2012	Oregon (3)	Arizona (22)	W, 49-0
2011	Oregon (6)	Wisconsin (9)#	W, 45-38
2011	Oregon (4)	USC (18)	L, 35-38
2011	Oregon (6)	at Stanford (3)	W, 53-30
2011	Oregon (9)	Arizona State (18)	W, 41-27
2011	Oregon (3)	LSU (4)*	L, 27-40
2010	Oregon (2)	Auburn (1)%	L, 19-22
2010	Oregon (1)	Arizona (21)	W, 48-29
2010	Oregon (1)	at USC (24)	W, 53-32
2010	Oregon (4)	Stanford (9)	W, 52-31
2009	Oregon (7)	Ohio State (8)#	L, 17-26
2009	Oregon (7)	Oregon State (13)	W, 37-33
2009	Oregon (10)	USC (4)	W, 47-20
2009	Oregon (NR)	California (6)	W, 42-3

^ Fiesta Bowl (Glendale, Ariz.)

Rose Bowl (Pasadena, Calif.)

* in Arlington, Texas

% BCS National Championship Game (Glendale, Ariz.)

KELLY IN SEASON OPENERS

Year	School	Opponent	Result
2022	UCLA	Bowling Green	W, 45-17
2021	UCLA	Hawai'i	W, 44-10
2020	UCLA	at Colorado	L, 42-48
2019	UCLA	at Cincinnati	L, 14-24
2018	UCLA	Cincinnati	L, 17-26
2012	Oregon	Arkansas State	W, 57-34
2011	Oregon	LSU	L, 27-40
2010	Oregon	New Mexico	W, 72-0
2009	Oregon	at Boise State	L, 8-19

CAREER AND SINGLE-SEASON RECORD LISTS

UCLA's CAREER RUSHING YARDS

No.	Player	Years	Carries	Gain	Loss	Net	AVG
1.	RB Johnathan Franklin	2009-12	788	4,620	217	4,403	5.59
2.	RB Gaston Green	1984-87	708	3,884	153	3,731	5.27
3.	RB Paul Perkins	2013-15	622	3,611	120	3,491	5.61
4.	RB Freeman McNeil	1977-80	605	3,297	102	3,195	5.28
5.	RB DeShaun Foster	1998-01	722	3,454	260	3,194	4.42
6.	RB Karim Abdul-Jabbar	1992-95	608	3,341	159	3,182	5.23
7.	RB Wendell Tyler	1973-76	526	3,240	59	3,181	6.04
8.	RB Skip Hicks	1993, 1994, 1996, 1997	638	3,373	233	3,140	4.92
9.	RB Theotis Brown	1976-78	526	2,954	40	2,914	5.54
10.	RB Chris Markey	2004-07	579	2,882	149	2,733	4.72
11.	RB Kevin Nelson	1980-83	574	2,687	104	2,583	4.50
12.	RB Maurice Jones-Drew	2003-05	481	2,650	147	2,503	5.20
13.	RB Zach Charbonnet	2021-present	398	2,548	52	2,496	6.27
14.	RB Kermit Johnson	1971-73	370	2,551	56	2,495	6.74
15.	RB Joshua Kelley	2018-19	454	2,394	91	2,303	5.07
16.	RB Kevin Williams	1989-92	418	2,348	133	2,215	5.30
17.	RB Brian Brown	1986-90	456	2,175	76	2,099	4.60
18.	RB James Owens	1975-78	414	2,134	60	2,074	5.01
19.	RB Eric Ball	1985-88	401	2,041	57	1,984	4.95
20.	RB Kenny Washington	1937-39	454	2,275	360	1,915	4.23

UCLA's CAREER ALL-PURPOSE YARDS

No.	Player	Years	Plays	RUSH	REC	PR	KOR	Total
1.	RB Johnathan Franklin	2009-12	788	4,403	517	0	5	4,925
2.	RB Maurice Jones-Drew	2003-05	603	2,503	819	579	787	4,688
3.	WR Terrence Austin	2006-09	316	146	1,192	942	2,145	4,425
4.	RB Gaston Green	1984-87	752	3,731	281	0	271	4,283
5.	RB Paul Perkins	2013-15	702	3,491	739	6	0	4,236
6.	RB Chris Markey	2004-07	688	2,733	645	57	790	4,225
7.	WR Craig Bragg	2001-04	307	151	2,845	961	207	4,164
8.	RB DeShaun Foster	1998-01	797	3,194	548	57	229	4,028
9.	RB Theotis Brown	1976-78	594	2,914	301	0	729	3,944
10.	RB Skip Hicks	1993-97	684	3,140	697	0	0	3,837
11.	RB Brian Brown	1987-90	560	2,099	294	0	1,416	3,809
12.	RB Freeman McNeil	1977-80	641	3,195	366	0	0	3,561
13.	RB Karim Abdul-Jabbar	1992-95	648	3,182	340	0	0	3,522
14.	B Greg Jones	1967-69	450	1,899	434	39	582	3,454
15.	RB Wendell Tyler	1973-76	546	3,181	68	0	185	3,434
16.	WR Jim McElroy	1994-97	155	66	2,029	68	1,259	3,288
17.	RB Kevin Nelson	1980-83	633	2,583	518	0	117	3,218
18.	RB Kermit Johnson	1971-73	398	2,495	47	0	563	3,105
19.	WR Danny Farmer	1996-99	162	40	3,020	0	0	3,060
20.	WR Tab Perry	2000-04	154	20	1,547	0	1,476	3,043
NR.	RB Zach Charbonnet	2021-present	459	2,496	518	0	0	3,014

UCLA's SINGLE-SEASON RUSHING YARDS (SINCE 1936)

No.	Player	Year	Carries	YDS	AVG	Class
1.	RB Johnathan Franklin	2012	282	1,734	6.1	Sr.
2.	RB Paul Perkins	2014	251	1,575	6.3	R-So.
3.	RB Karim Abdul-Jabbar	1995	296	1,571	5.3	Jr.
4.	RB Gaston Green	1986	253	1,405	5.6	Jr.
5.	RB Freeman McNeil	1979	271	1,396	5.2	Jr.
6.	RB Wendell Tyler	1975	208	1,388	6.7	Jr.
7.	RB Zach Charbonnet	2022	195	1,359	7.0	Sr.
8.	RB Paul Perkins	2015	237	1,343	5.7	R-Jr.
9.	RB Theotis Brown	1978	211	1,283	6.1	Sr.
10.	RB Skip Hicks	1997	258	1,282	5.0	Sr.
11.	RB Joshua Kelley	2018	225	1,243	5.5	R-Jr.
12.	RB Karim Abdul-Jabbar	1994	210	1,227	5.8	So.
13.	RB Kevin Williams	1991	191	1,141	6.0	Jr.
14.	RB Zach Charbonnet	2021	203	1,137	5.6	Jr.
15.	RB Kermit Johnson	1973	150	1,129	7.5	Sr.
16.	RB Johnathan Franklin	2010	214	1,127	5.3	So.
17.	RB DeShaun Foster	2001	216	1,109	5.1	Sr.
18.	RB Chris Markey	2006	227	1,107	4.9	Jr.
19.	RB Freeman McNeil	1980	203	1,105	5.4	Sr.
20.	RB Gaston Green	1987	206	1,098	5.3	Sr.
21.	RB Theotis Brown	1976	200	1,092	5.5	So.
22.	RB Joshua Kelley	2019	224	1,062	4.6	R-Sr.
23.	RB DeShaun Foster	2000	269	1,037	3.9	Jr.
24.	RB Skip Hicks	1996	224	1,034	4.6	Jr.
25.	RB Maurice Jones-Drew	2004	160	1,007	6.3	So.
26.	RB Wendell Tyler	1976	181	1,003	5.5	Sr.

UCLA's SINGLE-SEASON COMPLETIONS (SINCE 1937)

No.	Player	Year	ATT	COMP	YDS	PCT	TD	Class
1.	Brett Hundley	2012	478	318	3,740	.665	29	R-Fr.
2.	Josh Rosen	2015	487	292	3,670	.600	23	Fr.
3.	Josh Rosen	2017	452	283	3,756	.626	26	Jr.
4.	Brett Hundley	2014	392	271	3,155	.691	22	R-Jr.
5.	Dorian Thompson-Robinson	2022	358	250	2,883	.698	25	R-Sr.
6.	Brett Hundley	2013	371	248	3,071	.667	24	R-So.
7.	Drew Olson	2005	378	242	3,198	.640	34	Sr.
8.	Kevin Craft	2008	417	232	2,341	.556	7	Jr.
9.	Troy Aikman	1988	354	228	2,771	.644	24	Sr.
10.	Dorian Thompson-Robinson	2019	362	216	2,701	.597	21	So.
11.	Tommy Maddox	1991	343	209	2,681	.609	16	So.
12.	Tom Ramsey	1982	336	209	2,986	.622	21	Sr.
13.	Cade McNown	1998	357	207	3,470	.580	25	Sr.
14.	Drew Olson	2004	341	196	2,565	.575	20	Jr.
15.	Cade McNown	1997	312	189	3,116	.606	24	Jr.
16.	Rick Neuheisel	1983	267	185	2,245	.693	13	Sr.
17.	Tommy Maddox	1990	327	182	2,682	.557	17	R-Fr.
18.	Wayne Cook	1994	302	179	2,501	.593	15	Sr.
19.	Troy Aikman	1987	273	178	2,527	.652	17	Jr.
20.	Dorian Thompson-Robinson	2021	283	176	2,409	.622	21	Sr.
	Cade McNown	1996	336	176	2,424	.524	12	So

UCLA's SINGLE-SEASON ALL-PURPOSE YARDS (SINCE 1938)

No.	Player	Year	RUSH	REC	KOR	PR	Total	Class
1.	RB Johnathan Franklin	2012	1,734	323	5	0	2,062	Sr.
2.	WR Terrence Austin	2008	90	460	1,109	219	1,878	Jr.
3.	RB Maurice Jones-Drew	2005	914	453	69	427	1,863	Jr.
4.	WR Terrence Austin	2009	25	455	1,036	302	1,818	Sr.
5.	RB Theotis Brown	1978	1,283	74	447	0	1,804	Sr.
6.	RB Paul Perkins	2014	1,575	201	0	0	1,776	R-So.
7.	RB Karim Abdul-Jabbar	1995	1,571	188	0	0	1,759	Jr.
8.	RB Zach Charbonnet	2022	1,359	321	0	0	1,680	Sr.
9.	RB Skip Hicks	1997	1,282	389	0	0	1,671	Sr.
10.	RB Maurice Jones-Drew	2004	1,007	262	185	152	1,606	So.
11.	RB Paul Perkins	2015	1,343	242	0	0	1,585	R-Jr.
12.	RB Freeman McNeil	1979	1,396	140	0	0	1,536	Jr.
13.	WR Freddie Mitchell	2000	-1	1,494	0	0	1,493	Jr.
14.	RB Gaston Green	1986	1,405	70	0	0	1,475	Jr.
15.	RB Kermit Johnson	1973	1,129	0	317	0	1,446	Sr.
16.	RB Joshua Kelley	2018	1,243	193	0	0	1,436	R-Jr.
17.	RB Theotis Brown	1976	1,092	92	223	0	1,407	So
18.	WR Josh Smith	2011	26	243	1,132	0	1,401	Sr.
19.	WR Craig Bragg	2003	0	1,065	0	302	1,388	Jr.
	RB Wendell Tyler	1975	1,388	0	0	0	1,388	Jr.

UCLA's SINGLE-SEASON TOTAL OFFENSE (SINCE 1937)

No.	Player	Year	Plays	RUSH	PASS	Total	Class
1.	Brett Hundley	2012	638	355	3,740	4,095	R-Fr.
2.	Brett Hundley	2013	531	748	3,071	3,819	R-So.
3.	Brett Hundley	2014	551	644	3,155	3,799	R-Jr.
4.	Josh Rosen	2015	524	15	3,670	3,685	Fr.
5.	Josh Rosen	2017	502	-97	3,756	3,659	Fr.
6.	Cade McNown	1998	432	182	3,470	3,652	Sr.
7.	Dorian Thompson-Robinson	2022	470	631	2,883	3,514	R-Sr.
8.	Drew Olson	2005	428	-48	3,198	3,150	Sr.
9.	Cade McNown	1997	470	138	2,986	3,124	Sr.
10.	Tom Ramsey	1982	470	138	2,986	3,124	Sr.
11.	Dorian Thompson-Robinson	2021	413	609	2,409	3,018	Sr.
12.	Dorian Thompson-Robinson	2019	480	198	2,701	2,899	So.
13.	Troy Aikman	1988	432	83	2,771	2,854	Sr.
14.	Tommy Maddox	1990	417	148	2,682	2,830	R-Fr.
15.	Drew Olson	2004	394	106	2,565	2,671	Jr.
16.	Tommy Maddox	1991	420	-29	2,681	2,652	So.
17.	Cade McNown	1996	424	58	2,424	2,482	So.
18.	Troy Aikman	1987	352	-87	2,527	2,440	Jr.
19.	Kevin Craft	2008	499	20	2,341	2,361	Jr.
20.	Wayne Cook	1994	364	-145	2,501	2,356	Sr.

UCLA's SINGLE-SEASON TOUCHDOWNS (SINCE 1940)				
No.	Player	Years	TD	Class
1.	RB Skip Hicks	1997	26	Sr.
2.	RB Maurice Jones-Drew	2005	20	Jr.
	RB Skip Hicks	1996	20	Jr.
4.	WR J.J. Stokes	1993	17	Jr.
	RB Gaston Green	1986	17	Jr.
6.	RB Kermit Johnson	1973	16	Sr.
7.	RB Paul Perkins	2015	15	Jr.
	RB Johnathan Franklin	2012	15	Sr.
9.	RB Zach Charbonnet	2022	14	Sr.
	QB John Sciarra	1975	14	Sr.
	QB Gary Beban	1965	14	So.
12.	RB Zach Charbonnet	2021	13	Jr.
	RB Joshua Kelley	2019	13	R-Sr.
	RB DeShaun Foster	2001	13	Sr.
	RB DeShaun Foster	2000	13	Jr.
	RB Jermaine Lewis	1998	13	So.
	RB Karim Abdul-Jabbar	1995	13	Jr.
	RB Theotis Brown	1976	13	So.
	HB Paul Cameron	1953	13	Sr.
	B Joe Fleming	1926	13	So.

UCLA's SINGLE-SEASON PASSING YARDS (SINCE 1937)							
No.	Player	Year	ATT	COMP	YDS	PCT	TD Class
1.	QB Josh Rosen	2017	452	283	3,756	.626	26 Jr.
2.	QB Brett Hundley	2012	478	318	3,740	.665	29 R-Fr.
3.	QB Josh Rosen	2015	487	292	3,670	.600	23 Fr.
4.	QB Cade McNown	1998	357	207	3,470	.580	25 Sr.
5.	QB Drew Olson	2005	378	242	3,198	.640	34 Sr.
6.	QB Brett Hundley	2014	392	271	3,155	.691	22 R-Jr.
7.	QB Cade McNown	1997	312	189	3,116	.606	24 Jr.
8.	QB Brett Hundley	2013	371	248	3,071	.668	24 R-So.
9.	QB Tom Ramsey	1982	336	209	2,986	.622	21 Sr.
10.	QB Dorian Thompson-Robinson	2022	368	250	2,883	.679	25 R-Sr.
11.	QB Troy Aikman	1988	354	228	2,771	.644	24 Sr.
12.	QB Dorian Thompson-Robinson	2019	362	216	2,701	.597	21 So.
13.	QB Tommy Maddox	1990	327	182	2,682	.557	17 R-Fr.
14.	QB Tommy Maddox	1991	343	209	2,681	.609	16 So.
15.	QB Drew Olson	2004	341	196	2,565	.575	20 Jr.
16.	QB Troy Aikman	1987	273	178	2,527	.652	17 Jr.
17.	QB Wayne Cook	1994	302	179	2,501	.593	15 Sr.
18.	QB Cade McNown	1996	336	176	2,424	.524	12 So.
19.	QB Dorian Thompson-Robinson	2021	283	176	2,409	.622	21 Sr.
20.	QB Dennis Dummit	1970	344	175	2,393	.510	14 Sr.

UCLA's SINGLE-SEASON RECEIVING YARDS (SINCE 1938)							
No.	Player	Year	REC	YDS	AVG	TD	Class
1.	WR Freddie Mitchell	2000	77	1,494	19.4	9	Jr.
2.	WR Danny Farmer	1998	58	1,274	22.0	9	Jr.
3.	WR Jordan Lasley	2017	69	1,264	18.3	9	R-Jr.
4.	WR Kevin Jordan	1994	73	1,228	16.8	7	Jr.
5.	WR J.J. Stokes	1993	82	1,181	14.4	17	Jr.
6.	WR Nelson Rosario	2011	64	1,161	18.1	5	Sr.
7.	WR Jordan Payton	2015	78	1,105	14.2	5	Sr.
8.	WR Craig Bragg	2003	73	1,065	14.6	5	Jr.
9.	WR Sean LaChapelle	1991	73	1,056	14.5	11	Jr.
10.	WR Jim McElroy	1997	47	988	21.0	10	Sr.
11.	TE Caleb Wilson	2018	60	965	16.1	4	R-Jr.
12.	WR Jordan Payton	2014	67	954	14.2	7	Jr.
13.	WR Willie Anderson	1987	48	903	18.8	6	Sr.
14.	WR Craig Bragg	2002	55	889	16.2	8	So.
15.	WR Shaquille Evans	2012	60	877	14.6	3	Jr.
16.	WR Thomas Duarte	2015	53	872	16.5	10	Jr.
17.	WR Brandon Breazell	2007	51	810	15.9	4	Sr.
18.	WR Jake Bobo	2022	54	789	14.6	7	R-Sr.
19.	WR Cormac Carney	1982	46	779	16.9	2	Sr.
20.	WR Darren Andrews	2017	60	773	12.9	10	R-Sr.

UCLA's SINGLE-SEASON RECEPTIONS (SINCE 1938)							
No.	Player	Year	REC	YDS	AVG	TD	Class
1.	WR J.J. Stokes	1993	82	1,181	14.4	17	Jr.
2.	WR Jordan Payton	2015	78	1,105	14.2	5	Sr.
3.	WR Freddie Mitchell	2000	77	1,494	19.4	9	Jr.
4.	WR Craig Bragg	2003	73	1,065	14.6	5	Jr.
	WR Kevin Jordan	1994	73	1,228	16.8	7	Jr.
	WR Sean LaChapelle	1991	73	1,056	14.5	11	Jr.
7.	WR Jordan Lasley	2017	69	1,264	18.3	9	R-Jr.
8.	WR Jordan Payton	2014	67	954	14.2	7	Jr.
9.	WR Mike Farr	1988	66	700	10.6	0	Jr.
10.	WR Nelson Rosario	2011	64	1,161	18.1	5	Sr.
11.	WR Kyle Phillips	2019	60	681	11.4	5	R-Fr.
	TE Caleb Wilson	2018	60	965	16.1	4	R-Jr.
	WR Darren Andrews	2017	60	773	12.9	10	R-Sr.
	WR Shaquille Evans	2012	60	877	14.6	3	Jr.
15.	WR Kyle Phillips	2021	59	739	12.5	10	R-Jr.
	WR Devin Fuller	2014	59	447	7.6	1	Jr.
17.	TE Mercedes Lewis	2005	58	741	12.8	10	Sr.
	WR Danny Farmer	1998	58	1,274	22.0	9	Jr.
19.	WR Theo Howard	2017	56	594	10.6	4	So.
20.	RB Demetric Felton Jr.	2019	55	594	10.8	4	R-Jr.
	WR Darren Andrews	2016	55	709	12.9	4	R-Jr.
	WR Craig Bragg	2002	55	889	16.2	8	So.
NR.	WR Jake Bobo	2022	54	789	14.6	7	R-Sr.
	WR Kazmeir Allen	2022	49	403	8.2	2	R-Jr.

UCLA's SINGLE-SEASON SACKS (SINCE 1975)				
No.	Player	Year	Sacks	Class
1.	DL Dave Ball	2003	16.5	Sr.
2.	LB Anthony Barr	2012	13.5	Jr.
3.	LB Carnell Lake	1987	13.0	Jr.
4.	LB Bruce Davis	2006	12.5	Jr.
	DL Justin Hickman	2006	12.5	Sr.
	LB Donnie Edwards	1994	12.5	Jr.
	LB Jamir Miller	1993	12.5	Jr.
8.	DL Bruce Davis	2007	12.0	Sr.
9.	DL Dave Ball	2002	11.0	Jr.
	LB Marcus Patton	1989	11.0	Sr.
	LB Eric Smith	1986	11.0	Jr.
12.	DL Takkarist McKinley	2016	10.0	Sr.
	DL Anthony Barr	2013	10.0	Sr.
14.	OLB Laiatu Latu	2022	9.5	R-Jr.
15.	DL Deon Hollins	2014	9.0	So.
	LB Brendon Ayanbadejo	1998	9.0	Sr.
	DL Mark Walen	1985	9.0	Sr.
	DL Terry Tumey	1985	9.0	So.
	LB Neal Dellocono	1984	9.0	Sr.
	DL Manu Tuiasosopo	1976	9.0	So.

UCLA's CAREER GAMES PLAYED		
No.	Player	Years GP
1.	DB Stephan Blaylock	2018-present 55
	OL Atonio Mafi	2018-present 55
3.	DB Mo Osling III	2017-present 53
	DB Randall Goforth	2012-16 53
	K Ka'imi Fairbairn	2012-15 53
	RB Johnathan Franklin	2009-12 53
	LB Damien Holmes	2009-12 53
	P Jeff Locke	2009-12 53
9.	OL Jake Brendel	2012-15 52
	WR Jordan Payton	2012-15 52
	LB Eric Kendricks	2011-14 52
	DB Stan McKay	2010-13 52
	DB Andrew Abbott	2009-12 52

UCLA's CAREER STARTS			
No.	Player	Years	GP
1.	OL Jake Brendel	2012-15	52
2.	LB Spencer Havner	2002-05	48
3.	QB Dorian Thompson-Robinson	2018-present	47
4.	OL Craig Novitsky	1990-93	46
5.	RB Johnathan Franklin	2009-2012	45
	DB Sheldon Price	2009-2012	45
	OL Jeff Baca	2008-2012	45
	DB Jarrad Page	2002-05	45
8.	OL Scott Quessenberry	2013-17	44
	LB Reggie Carter	2006-09	44
	QB Cade McNown	1995-98	44
NR.	DB Stephan Blaylock	2018-present	43

UCLA's CAREER QUARTERBACK STARTS			
No.	Player	Years	GP
1.	Dorian Thompson-Robinson	2018-present	47
2.	Cade McNown	1995-98	44
3.	Brett Hundley	2011-14	40
4.	Drew Olson	2002-05	38
5.	Tom Ramsey	1979-1982	36

UCLA's CAREER SCORING						
No.	Player	Years	TD	PAT	FG	PTS
1.	K Ka'imi Fairbairn	2012-15	0	209	68	413
2.	K John Lee	1982-85	0	135	85	390
3.	K Kai Forbath	2007-2010	0	102	85	357
	K Justin Medlock	2003-06	0	147	70	357
5.	RB Skip Hicks	1993, 1994, 1996, 1997	55	0	0	330
6.	K J.J. Molson	2016-19	0	151	51	304
7.	K Bjorn Merten	1993-96	0	130	57	301
8.	K Alfredo Velasco	1986-89	0	114	51	267
9.	RB DeShaun Foster	1998-2001	44	1*	0	266
10.	K Chris Griffith	1999-2002	0	136	42	262
11.	RB Gaston Green	1984-87	40	4*	0	248
12.	K Nicholas Barr-Mira	2020-present	0	138	35	243
13.	RB Maurice Jones-Drew	2003-05	39	0	0	234
14.	QB Gary Beban	1965-67	35	2*	0	214
15.	K Chris Sailer	1995-98	0	114	33	213

* Two-point conversion

UCLA's CAREER TOTAL TOUCHDOWNS						
No.	Player	Years	PASS	RUSH	REC	TD
1.	QB Dorian Thompson-Robinson	2018-present	86	27	0	113
	QB Brett Hundley	2011-14	75	30	1	106
3.	QB Cade McNown	1995-98	68	16	0	84
4.	QB Drew Olson	2002-05	67	4	0	71
5.	QB Tom Ramsey	1979-1982	50	13	0	63
	QB Josh Rosen	2015-17	59	4	0	63

100-YARD GAMES BY CURRENT UCLA PLAYERS

Rusher	'18	'19	'20	'21	'22	UCLA Career	Total
Zach Charbonnet	--	2*	0*	7	8	15	17
Dorian Thompson-Robinson	0	0	1	1	1	3	3
Kazmeir Allen	1	0	0	0	1	2	2
Receiver	'18	'19	'20	'21	'22	UCLA Career	Total
Jake Bobo	0*	0*	0*	3*	2	2	5
Ryan Cragun	0*	4*	--	1*	0	0	5
Kazmeir Allen	0	0	0	1	0	1	1
Kam Brown	--	0*	0*	1	0	1	1

* Recorded at previous school

UCLA's CAREER PASSING YARDS (SINCE 1936)

No.	Player	ATT	COMP	TD	YDS	PCT
1.	Cade McNown (1995-98)	1,250	694	68	10,708	.555
2.	Dorian Thompson-Robinson (2018-present)	1,335	844	86	10,424	.632
3.	Brett Hundley (2011-14)	1,241	837	75	9,966	.675
4.	Josh Rosen (2015-17)	1,170	712	59	9,341	.608
5.	Drew Olson (2002-05)	1,148	664	67	8,532	.578

UCLA's CAREER TOTAL OFFENSE (SINCE 1937)

No.	Player	Plays	RUSH	PASS	YDS
1.	Dorian Thompson-Robinson (2018-present)	1,811	1,812	10,424	12,236
2.	Brett Hundley (2011-14)	1,720	1,747	9,966	11,713
3.	Cade McNown (1995-98)	1,563	577	10,708	11,285

UCLA's CAREER COMPLETIONS (SINCE 1936)

No.	Player	ATT	COMP	TD	YDS	PCT
1.	Dorian Thompson-Robinson (2018-present)	1,335	844	86	10,424	.632
2.	Brett Hundley (2011-14)	1,241	837	75	9,966	.675
3.	Josh Rosen (2015-17)	1,170	712	59	9,341	.608
4.	Cade McNown (1995-98)	1,250	694	68	10,708	.555
5.	Drew Olson (2002-05)	1,148	664	67	8,532	.578

UCLA's CAREER TOUCHDOWN PASSES

No.	Player	TD
1.	Dorian Thompson-Robinson (2018-present)	86
2.	Brett Hundley (2011-14)	75
3.	Cade McNown (1995-98)	68
4.	Drew Olson (2002-05)	67

UCLA's CAREER QUARTERBACK RUSHING YARDS

No.	Player	Years	Yards
1.	John Sciarra	1972-75	1,813
2.	Dorian Thompson-Robinson	2018-present	1,812
3.	Brett Hundley	2011-14	1,747
4.	Gary Beban	1965-67	1,271
5.	Jeff Dankworth	1974-76	1,233

UCLA's CAREER 400-YARD TOTAL OFFENSE GAMES

No.	Player	Years	Games
1.	Josh Rosen	2015-17	6
2.	Brett Hundley	2011-14	5
3.	Dorian Thompson-Robinson	2018-present	4

UCLA's CAREER FIELD GOALS MADE

No.	Player	Years	FG	FGA	PCT	LG
1.	Kai Forbath	2007-2010	85	101	.842	54
	John Lee	1982-85	85	100	.850	52
3.	Justin Medlock	2003-06	70	88	.796	52
4.	Ka'imi Fairbairn	2012-15	68	89	.764	60
5.	Bjorn Merten	1993-96	57	83	.687	50
6.	J.J. Molson	2016-19	51	74	.689	50
	Alfredo Velasco	1986-89	51	65	.785	53
8.	Chris Griffith	1999-2002	42	59	.712	49
9.	Nicholas Barr-Mira	2020-present	35	49	.714	49
10.	Chris Sailer	1995-98	33	46	.717	56

UCLA's SINGLE-GAME BESTS (SINCE 2012)

Category	Mark
Rushing Yards	402 at ASU, 2022
Passing Yards	507 at WSU, 2019
Total Yards	692 vs. NMSU, 2013
First Downs	39 vs. NMSU, 2013
Fewest Rushing Yards Allowed	23 at BYU, 2016
Fewest Passing Yards Allowed	56 at UNLV, 2015
Fewest First Downs Allowed	9 vs. BGSU, 2022
Fewest Total Yards Allowed	162 vs. BGSU, 2022
Sacks	7.0, last at STAN, 2019
Turnovers Forced	6, last at WSU, 2019^
Points (Game)	67 at WSU, 2019
Points (Half)	50 at WSU, 2019 (2H)
Points (Quarter)	30 at WSU, 2012 (2Q)
Margin of Victory	56 vs. ARIZ, 2012 (66-10)
Largest Comeback Win (Road)	32 at WSU, 2019 (17-49 in 3Q)
Largest Comeback Win (Home)	34 vs. TA&M, 2017(10-44 in 3Q)
Largest Halftime Deficit Overcome in Win (Road)	18 at WSU, 2019 (17-35)
Largest Halftime Deficit Overcome in Win (Home)	28 vs. TA&M, 2017 (10-38)
Fewest Points Allowed in Game	0 at ORST, 2015

^ Four fumbles recovered, two interceptions

GAME-BY-GAME STARTERS - OFFENSE											
Opponent	WR/TE	WR	OT	OG	C	OG	OT	TE/WR	QB	RB	WR
Bowling Green (09/03/22)	Allen	M.-Atimalala	O'Neal	Mafi	Clemens	Gaines	DiGiorgio	Ezeike	T.-Robinson	Charbonnet	Bobo
Alabama State (09/10/22)	Allen	M.-Atimalala	O'Neal	Mafi	Clemens	Gaines	DiGiorgio	Habermehl	T.-Robinson	Ke. Jones	Bobo
South Alabama (09/17/22)	Allen	M.-Atimalala	O'Neal	Mafi	Clemens	Gaines	DiGiorgio	Norwood	T.-Robinson	Charbonnet	Bobo
at Colorado (09/24/22)	Allen	Brown	O'Neal	Mafi	Clemens	Gaines	DiGiorgio	Habermehl	T.-Robinson	Charbonnet	Bobo
Washington (09/30/22)	Allen	Brown	O'Neal	Mafi	Clemens	Gaines	DiGiorgio	Habermehl	T.-Robinson	Charbonnet	Bobo
Utah (10/08/22)	Allen	Brown	O'Neal	Mafi	Clemens	Gaines	DiGiorgio	Habermehl	T.-Robinson	Charbonnet	Bobo
at Oregon (10/22/22)	Allen	Brown	O'Neal	Mafi	Clemens	Gaines	DiGiorgio	Ezeike	T.-Robinson	Charbonnet	Bobo
Stanford (10/29/22)	Allen	Brown	O'Neal	Mafi	Clemens	Gaines	DiGiorgio	Ezeike	T.-Robinson	Charbonnet	Bobo
at Arizona State (11/05/22)	Loya	Brown	O'Neal	Mafi	Clemens	Gaines	DiGiorgio	Ezeike	T.-Robinson	Allen	Bobo
Arizona (11/12/22)	Norwood	Brown	O'Neal	Mafi	Clemens	Gaines	DiGiorgio	Ezeike	T.-Robinson	Charbonnet	Bobo
USC (11/19/22)	Marrazzo	Brown	O'Neal	Mafi	Clemens	Gaines	DiGiorgio	Ezeike	T.-Robinson	Charbonnet	Bobo
at California (11/25/22)	Allen	Brown	O'Neal	Mafi	Clemens	Gaines	DiGiorgio	Ezeike	T.-Robinson	Charbonnet	Bobo
vs. Pittsburgh (12/30/22)											

GAME-BY-GAME STARTERS - DEFENSE											
Opponent	DL	DL	OLB	ILB	ILB	OLB	ILB/Nickel	CB	FS	SS	CB
Bowling Green (09/03/22)	Andrus	Toia	Ga. Murphy	Medrano	Muasau	Gr. Murphy	Churchwell	Hearn	Osling	Blaylock	Kirkwood
Alabama State (09/10/22)	Andrus	Toia	Ga. Murphy	B.-Strother	Muasau	Gr. Murphy	Churchwell	Hearn	Osling	Blaylock	Kirkwood
South Alabama (09/17/22)	Andrus	Toia	Ga. Murphy	B.-Strother	Muasau	Gr. Murphy	Vaughns	Hearn	Osling	Blaylock	Kirkwood
at Colorado (09/24/22)	J. Sykes	Toia	Ga. Murphy	Vaughns	Muasau	Gr. Murphy	Churchwell	Humphrey	Osling	Blaylock	Kirkwood
Washington (09/30/22)	J. Sykes	Magna	Ga. Murphy	Vaughns	Muasau	Gr. Murphy	Hearn	Humphrey	Osling	Blaylock	Kirkwood
Utah (10/08/22)	J. Sykes	Toia	Ga. Murphy	Vaughns	Muasau	Gr. Murphy	Churchwell	Humphrey	Osling	Blaylock	Kirkwood
at Oregon (10/22/22)	J. Sykes	Toia	Ga. Murphy	Vaughns	Muasau	Gr. Murphy	Churchwell	Humphrey	Osling	Blaylock	Kirkwood
Stanford (10/29/22)	Smith	Toia	Ga. Murphy	Vaughns	Muasau	Gr. Murphy	Churchwell	Humphrey	Osling	Blaylock	Kirkwood
at Arizona State (11/05/22)	Smith	Toia	Ga. Murphy	Vaughns	Muasau	Gr. Murphy	Churchwell	Humphrey	Osling	Blaylock	Kirkwood
Arizona (11/12/22)	Smith	Toia	Ga. Murphy	Vaughns	Muasau	Gr. Murphy	Johnson	Humphrey	Osling	Blaylock	Davies
USC (11/19/22)	Smith	Toia	Ga. Murphy	Vaughns	Muasau	Gr. Murphy	Johnson	Humphrey	Osling	Blaylock	Davies
at California (11/25/22)	J. Sykes	Toia	Ga. Murphy	Vaughns	Muasau	Gr. Murphy	Churchwell	Hearn	Osling	Blaylock	Davies
vs. Pittsburgh (12/30/22)											

UCLA STARTING ASSIGMENTS CHART									
Pos	Player	'17	'18	'19	'20	'21	'22	Total	Streak
QB	Dorian Thompson-Robinson	--	8	11	5	11	12	47	15
DB	Stephan Blaylock	--	0	12	7	12	12	43	43
LS	Jack Landherr IV	--	--	9	7	11	12	39	39
LB	Darius Muasau	--	--	4*	9*	12*	12	37	21#
WR	Jake Bobo	--	0*	2*	11*	11*	12	36	34#
DB	Azizi Hearn	0*	3*	10*	6*	12*	5	36	1
OL	Raiqwon O'Neal	--	0*	4*	8*	9*	12	33	18#
OL	Duke Clemens	--	--	8	3	8	12	31	20
K	Nicholas Barr-Mira	--	--	--	7	11	12	30	30
K	R.J. Lopez	--	--	--	7	11	12	30	30
OL	Jon Gaines II	--	0	1	4	12	12	29	28
OL	Atonio Mafi	--	9 (DL)	5 (DL)	0	3	12	29	12
RB	Zach Charbonnet	--	--	7*	2*	9	10	28	3
DL	Gabriel Murphy	--	--	0*	2*	13*	12	27	25#
DL	Grayson Murphy	--	--	0*	2*	12*	12	26	16#
DL	Jacob Sykes	--	0*	10*	--	9*	5	24	1
WR	Kam Brown	--	--	0*	4*	8	9	21	9
LB	Bo Calvert	--	0	1	6	12	0	19	0
WR	Ryan Cragun	--	0*	8*	--	8*	0	16	0
DB	Mo Osling III	0	0	0	2	1	12	15	12
WR	Kazmeir Allen	--	0	0	1 (RB)	2	10 (1 RB)	13	1
OL	Garrett DiGiorgio	--	--	--	--	1	12	13	12
DL	Gary Smith III	--	--	--	0*	9*	4	13	0
DL	Jay Toia	--	--	--	--	0	11	11	7
LB	JonJon Vaughns	--	--	--	1	0	10	11	10
DB	Kenny Churchwell III	--	0	1	0	1	8	10	1
TE	Michael Ezeike	--	2 (WR)	0	0	1	7	10	6
OL	Sam Marrazzo	0	0	0	7	2	1 (TE)	10	0
DB	Devin Kirkwood	--	--	--	--	0	9	9	0
DL	Martin Andrus Jr.	0	5	0	0	0	3	8	0
DB	John Humphrey	--	--	--	0	0	8	8	0

Pos	Player	'17	'18	'19	'20	'21	'22	Total	Streak
TE	Hudson Habermehl	--	--	0	0	0	4	4	0
WR	Titus Mokiao-Atimalala	--	--	--	--	1*	3	4	0
WR	Matt Sykes	--	--	--	2	2	0	4	0
LB	Choé Bryant-Strother	--	--	--	1	0	2	3	0
DB	Jaylin Davies	--	--	--	--	0*	3	3	3
LB	Carl Jones Jr.	--	--	2	1	0	0	3	0
WR	Josiah Norwood	--	0	0	0	1	2	3	0
QB	Chase Griffin	--	--	0	2	0	0	2	0
DB	Alex Johnson	--	0	0	0	0	2	2	0
LB	Ale Kaho	--	0*	0*	0*	2	0	2	0
TE	David Priebe	--	0	0	1	1	0	2	0
QB	Ethan Garbers	--	--	--	0*	1	0	1	0
RB	Keegan Jones	--	--	0	0	0	1	1	0
WR	Logan Loya	--	--	--	0	0	1	1	0
DL	Dovid Magna	--	--	0	0	0	1	1	0
LB	Kain Medrano	--	--	0	0	0	1	1	0

* Recorded at previous school # Streak includes game(s) played at previous school

STARTING EXPERIENCE BY POSITION (AT UCLA - CAREER/2022)											
QB (50/12) - Thompson-Robinson (47/12), Griffin (2/0), Garbers (1/0)											
RB (22/12) - Charbonnet (19/10), Allen (2/1), Ke. Jones (1/1)											
WR (53/36) - Brown (17/9), Bobo (12/12), Allen (11/9), M. Sykes (4/0), Mokiao-Atimalala (3/3), Ezeike (2/0), Norwood (3/2), Loya (1/1)											
TE (15/12) - Ezeike (8/7), Habermehl (4/4), Priebe (2/0), Marrazzo (1/1)											
OL (109/60) - Clemens (31/12), Gaines (29/12), Mafi (15/12), DiGiorgio (13/12), O'Neal (12/12), Marrazzo (9/0)											
DL (43/24) - Mafi (14/0), Toia (11/11), Andrus (8/3), J. Sykes (5/5), Smith (4/4), Magna (1/1)											
LB (75/49) - Calvert (19/0), Muasau (12/12), Ga. Murphy (12/12), Gr. Murphy (12/12), Vaughns (11/10), Bryant-Strother (3/2), C. Jones (3/0), Kaho (2/0), Medrano (1/1)											
DB (95/59) - Blaylock (43/12), Osling (15/12), Churchwell (10/8), Kirkwood (9/9), Humphrey (8/8), Hearn (5/5), Davies (3/3), Johnson (2/2)											
ST (99/36) - Landherr (39/12), Barr-Mira (30/12), Lopez (30/12)											

SCORING DRIVES

UCLA					
QTR	OPP	SCORING PLAY	PLAYS	YDS	TOP
1	BGSU	Thompson-Robinson 68 run	3	75	1:26
2		Allen 20 pass from Thompson-Robinson	8	61	2:58
2		Ke. Jones 52 pass from Thompson-Robinson	1	52	0:13
3		Charbonnet 4 run	8	58	2:20
3		Thompson-Robinson 8 run	9	47	2:45
4		Norwood 50 pass from Garbers	7	68	2:44
1	ALST	Ke. Jones 2 run	6	68	2:10
1		Habermehl 25 pass from Thompson-Robinson	1	25	0:07
2		Garbers 5 run	11	70	3:09
2		Garbers 2 run	6	62	0:42
3		Harden 13 run	8	70	2:33
4		Grubb 7 run	5	55	1:23
2	USA	Bobo 9 pass from Thompson-Robinson	6	69	2:29
3		Brown 11 pass from Thompson-Robinson	4	75	1:38
4		Loya 8 pass from Thompson-Robinson	10	68	3:26
1	COLO	M. Sykes 24 pass from Thompson-Robinson	6	64	2:37
1		Charbonnet 35 run	7	95	1:46
2		Charbonnet 13 run	7	75	3:12
3		Charbonnet 46 run	4	75	1:37
3		Yankoff 2 pass from Thompson-Robinson	2	30	0:48
3		Yankoff 3 pass from Garbers	5	39	1:06
1	WASH	Charbonnet 1 run	11	93	4:08
2		Bobo 12 pass from Thompson-Robinson	7	75	2:45
2		Brown 15 pass from Thompson-Robinson	1	15	0:06
3		Thompson-Robinson 2 rush	9	75	3:25
3		Bobo 39 pass from Thompson-Robinson	4	65	1:48
1	UTAH	Thompson-Robinson 7 rush	7	97	3:20
2		Bobo 7 pass from Thompson-Robinson	6	75	2:26
3		Brown 5 pass from Thompson-Robinson	9	48	4:03
3		Bobo 10 pass from Thompson-Robinson	8	75	3:54
4		Loya 70 pass from Thompson-Robinson	2	61	0:15
4		Charbonnet 1 run	1	1	0:04
2	ORE	Ke. Jones 36 pass from Thompson-Robinson	7	75	2:18
4		Charbonnet 1 run	10	69	2:49
4		Bobo 22 pass from Thompson-Robinson	8	60	1:58
1	STAN	Thompson-Robinson 3 rush	12	75	4:30
1		Charbonnet 23 rush	1	23	0:06
2		Charbonnet 1 rush	11	80	5:34
3		Charbonnet 37 rush	8	58	3:13
4		Allen 72 rush	6	99	2:40
1	ASU	Thompson-Robinson 14 rush	7	75	2:25
1		Ke. Jones 3 pass from Thompson-Robinson	5	77	2:01
2		Ke. Jones 10 rush	5	91	1:43
2		Ezeike 9 pass from Thompson-Robinson	16	90	5:48
3		Thompson-Robinson 4 rush	10	65	3:16
3		Allen 75 rush	1	75	0:12
4		Yankoff 1 rush	7	74	3:48
2	ARIZ	Charbonnet 1 rush	12	73	4:43
2		Habermehl 51 pass from Thompson-Robinson	5	99	1:34
3		Charbonnet 1 rush	12	89	4:40
4		Charbonnet 5 rush	9	65	2:58
1	USC	Thompson-Robinson 1 rush	14	80	4:53
1		Ezeike 30 pass from Thompson-Robinson	1	30	0:07
2		Thompson-Robinson 1 rush	6	63	1:53
3		Ezeike 6 pass from Thompson-Robinson	8	85	2:45
4		Allen 55 pass from Thompson-Robinson	1	55	0:11
4		Ezeike 3 pass from Thompson-Robinson	8	75	2:32
1	CAL	Bobo 5 pass from Thompson-Robinson	8	55	3:10
2		Thompson-Robinson 19 rush	5	75	0:40
3		Thompson-Robinson 14 rush	12	90	4:11
4		Charbonnet 5 rush	10	73	3:16
PITT					

UCLA TOUCHDOWN DRIVE CHART

Longest (plays): 16 at ASU
Longest (yards): 99 vs. ARIZ, vs. STAN
Time of possession: 5:48 at ASU
Long scoring run: 75 by Allen at ASU
Long scoring pass: 70 by Thompson-Robinson to Loya vs. UTAH
Touchdown Drive Breakdown
0-9 yards: 1 50-59 yards: 6 First quarter: 14
10-19 yards: 1 60-69 yards: 14 Second quarter: 17
20-29 yards: 2 70-79 yards: 20 Third quarter: 17
30-39 yards: 3 80-89 yards: 4 Fourth quarter: 13
40-49 yards: 2 90-99 yards: 8 Overtime: 0
Most points in a quarter: 17 in Q2 vs. WASH, Q3 at COLO, Q2 vs. ALST, Q2 vs. BGSU
Most points in first half: 31 vs. ALST
Most points in second half: 28 vs. COLO

OPPONENTS					
QTR	OPP	SCORING PLAY	PLAYS	YDS	TOP
1	BGSU	Sims 22 pass from McDonald	8	73	2:31
2	ALST	Hixon 21 pass from Crawley	8	60	2:43
1	USA	Lee 1 run	9	75	3:24
2		L. Webb 9 run	12	80	6:31
3		Lee 1 run	8	67	2:58
3		Lacy 4 pass from Bradley	2	6	0:27
2	COLO	McCown 2 run	9	74	3:38
4		Tyson 8 pass from McCown	14	85	6:36
1	WASH	Oduze 33 pass from Penix	10	75	4:32
3		McMillan 19 pass from Penix	13	75	5:55
4		Culp 4 pass from Penix	12	78	6:36
4		Oduze 9 pass from Penix	12	93	3:59
2	UTAH	Thomas 5 rush	8	84	4:15
3		Rising 6 rush	11	75	5:49
4		Rising 9 rush	10	75	4:28
2	ORE	Ferguson 17 pass from Nix	10	71	4:02
2		Franklin 49 pass from Nix	5	75	1:49
2		James 2 rush	8	54	4:14
2		Franklin 2 pass from Nix	10	88	2:58
3		McCormick 17 pass from Nix	15	82	7:30
4		Irving 37 pass from Nix	6	75	2:19
4	STAN	Yurosek 2 pass from McKee	14	75	6:18
1	ASU	Swinson 3 pass from Bourget	12	75	6:07
3		Badger 7 pass from Bourget	8	75	3:48
3		Valladay 1 rush	10	75	5:33
4		Valladay 1 rush	8	69	2:34
1	ARIZ	Wiley 10 rush	7	55	3:15
1		Wiley 22 pass from de Laura	7	63	3:01
2		de Laura 3 rush	10	75	6:10
4		McMillan 17 pass from de Laura	8	82	3:41
2	USC	Ca. Williams 6 rush	10	75	4:55
3		Jones 8 rush	5	79	1:59
2		Addison 35 pass from Ca. Williams	4	65	1:42
3		Jones 2 rush	2	9	0:48
4		K. Ford 16 pass from Ca. Williams	8	75	3:55
4		Barlow 6 rush	10	75	5:25
1	CAL	Sturdivant 46 pass from Jac. Plummer	7	80	2:59
2		Hunter 38 pass from Jac. Plummer	8	83	4:50
2		Hunter 22 pass from Jac. Plummer	4	44	1:37
4		Ott 8 pass from Jac. Plummer	5	82	2:40
PITT					

OPPONENT TOUCHDOWN DRIVE CHART

Longest (plays): 15 at ORE
Longest (yards): 93 vs. WASH
Time of possession: 7:30 at ORE
Long scoring run: 10 by Wiley vs. ARIZ
Long scoring pass: 49 by Nix to Franklin at ORE
Touchdown Drive Breakdown
0-9 yards: 2 50-59 yards: 2 First quarter: 7
10-19 yards: 0 60-69 yards: 5 Second quarter: 13
20-29 yards: 0 70-79 yards: 20 Third quarter: 9
30-39 yards: 0 80-89 yards: 9 Fourth quarter: 11
40-49 yards: 1 90-99 yards: 1 Overtime: 0
Most points in a quarter: 28 in Q2 at ORE
Most points in first half: 31 at ORE
Most points in second half: 28 vs. USC

UCLA's 20-YARD PLAYS

Yds.	Type	Player(s)	Opp.
68*	Run	Thompson-Robinson	BGSU
20	Pass	Bobo from Thompson-Robinson	
20*	Pass	Allen from Thompson-Robinson	
52*	Pass	Ke. Jones from Thompson-Robinson	
50*	Pass	Norwood from Garbers	
21	Pass	Allen from Thompson-Robinson	ALST
25*	Pass	Habermehl from Thompson-Robinson	
23	KOR	Allen	
26	Pass	Ryan from Garbers	
20	Pass	Ryan from Garbers	
23	KOR	Allen	
46	IR	Davies	
21	Run	Grubb	
21	KOR	Allen	USA
44	Pass	Charbonnet from Thompson-Robinson	
26	KOR	Allen	
29	KOR	Allen	
34	Pass	Bobo from Thompson-Robinson	
25	Run	Ke. Jones	
21	Pass	Bobo from Thompson-Robinson	
20	Run	Charbonnet	
20	Pass	Bobo from Thompson-Robinson	
21	KOR	Allen	
28	Pass	Loya from Thompson-Robinson	
29	Pass	Mokiao-Atimalala from Thompson-Robinson	
28	Run	Thompson-Robinson	COLO
24*	Pass	M. Sykes from Thompson-Robinson	
22	Pass	Bobo from Thompson-Robinson	
35*	Run	Charbonnet	
25	Pass	Norwood from Thompson-Robinson	
21	Pass	Brown from Thompson-Robinson	
46*	Run	Charbonnet	
28	Pass	Loya from Thompson-Robinson	
20	Run	Harden	
40	KOR	Allen	WASH
22	Pass	Bobo from Thompson-Robinson	
40	Pass	Bobo from Thompson-Robinson	
20	Pass	Mokiao-Atimalala from Thompson-Robinson	
25	KOR	Ke. Jones	
29	IR	Blaylock	
33	Pass	Charbonnet from Thompson-Robinson	
31	KOR	Ke. Jones	
22	Run	Charbonnet	
39*	Pass	Bobo from Thompson-Robinson	
49	Pass	Ezeike from Thompson-Robinson	UTAH
23	Pass	Mokiao-Atimalala from Thompson-Robinson	
44	Run	Charbonnet	
27	KOR	Allen	
49	Run	Charbonnet	
43	KOR	Allen	
21	Pass	Mokiao-Atimalala from Thompson-Robinson	
24	Pass	Ke. Jones from Thompson-Robinson	
33	KOR	Allen	
70*	Pass	Loya from Thompson-Robinson	
37	FR	Davies	

UCLA OPPONENT 20-YARD PLAYS

Bowling Green (3) - 24 IR, 22 pass*, 27 pass
Alabama State (4) - 32 pass, 21 pass*, 22 KOR, 45 pass
South Alabama (4) - 20 KOR, 47 run, 28 KOR, 37 pass
Colorado (4) - 42 pass, 31 pass, 26 KOR, 25 pass
Washington (4) - 33 pass*, 22 KOR, 20 pass, 34 pass
Utah (4) - 23 pass, 21 pass, 25 pass, 80 IR
Oregon (5) - 29 KOR, 49 pass*, 26 pass, 24 pass, 37 pass*
Stanford (2) - 30 pass, 40 KOR
Arizona State (3) - 25 KOR, 24 KOR, 23 pass
Arizona (6) - 22 pass*, 23 pass, 28 pass, 25 pass, 30 pass, 48 pass
USC (9) - 37 pass, 28 KOR, 48 pass, 21 KOR, 49 pass, 35 pass*, 21 pass, 21 pass, 29 pass
California (6) - 23 KOR, 46 pass*, 38 pass*, 20 PR, 22 pass*, 49 pass
Pittsburgh (-) -

* indicates scoring play

Yds.	Type	Player(s)	Opp.
36*	Pass	Ke. Jones from Thompson-Robinson	ORE
31	KOR	Allen	
33	Rush	Charbonnet	
27	Rush	Charbonnet	
22*	Pass	Bobo from Thompson-Robinson	
25	Pass	Charbonnet from Thompson-Robinson	STAN
23*	Rush	Charbonnet	
20	Rush	Thompson-Robinson	
27	Pass	M. Sykes from Thompson-Robinson	
21	Pass	Charbonnet from Thompson-Robinson	
37*	Rush	Charbonnet	
72*	Rush	Allen	
22	Pass	Loya from Thompson-Robinson	ASU
34	Rush	Allen	
23	KOR	Allen	
42	Pass	Allen from Thompson-Robinson	
33	Pass	Bobo from Thompson-Robinson	
33	Rush	Thompson-Robinson	
22	Rush	Ke. Jones	
75*	Rush	Allen	
34	Rush	Thompson-Robinson	
20	Rush	Ke. Jones	
23	Rush	Yankoff	
26	KOR	Ke. Jones	ARIZ
20	Pass	Brown from Thompson-Robinson	
37	Rush	Charbonnet	
51*	Pass	Habermehl from Thompson-Robinson	
21	KOR	Mokiao-Atimalala	
23	Pass	Brown from Thompson-Robinson	
36	Rush	Charbonnet	
25	KOR	Mokiao-Atimalala	
24	IR	Medrano	USC
30*	Pass	Ezeike from Thompson-Robinson	
24	Pass	Brown from Thompson-Robinson	
21	KOR	Allen	
38	Pass	Loya from Thompson-Robinson	
55*	Pass	Allen from Thompson-Robinson	
26	Rush	Thompson-Robinson	
31	Pass	Bobo from Thompson-Robinson	
27	Pass	Bobo from Thompson-Robinson	
27	KOR	Allen	CAL
32	Pass	Mokiao-Atimalala from Thompson-Robinson	
21	Rush	Harden	
25	KOR	Marshall	

* indicates scoring play

20-YARD PLAYS BY BRUIN

Player	No.	TD	Run	Pass	KOR	PR	IR	FR
Kazmeir Allen	21	4	2	5	14	0	0	0
Zach Charbonnet	16	4	12	4	0	0	0	0
Jake Bobo	12	2	0	12	0	0	0	0
Keegan Jones	9	2	3	3	3	0	0	0
Titus Mokiao-Atimalala	7	0	0	5	2	0	0	0
Dorian Thompson-Robinson	6	1	6	0	0	0	0	0
Logan Loya	5	1	0	5	0	0	0	0
Kam Brown	4	0	0	4	0	0	0	0
Jaylin Davies	2	0	0	0	0	0	1	1
Michael Ezeike	2	1	0	2	0	0	0	0
Hudson Habermehl	2	2	0	2	0	0	0	0
T.J. Harden	2	0	2	0	0	0	0	0
Josiah Norwood	2	1	0	2	0	0	0	0
Carsen Ryan	2	0	0	2	0	0	0	0
Matt Sykes	2	1	0	2	0	0	0	0
Stephan Blaylock	1	0	0	0	0	0	1	0
Christian Grubb	1	0	1	0	0	0	0	0
Jadyn Marshall	1	0	0	0	1	0	0	0
Kain Medrano	1	0	0	0	0	0	1	0
Colson Yankoff	1	0	1	0	0	0	0	0

UCLA IN THE RED ZONE

OPP	UCLA RZ Scores	ATT	PTS	Failed att.
BGSU	4 (2 TD runs, 1 TD pass, 1 FG)	5	24	FG miss
ALST	6 (5 TD runs, 1 FG)	7	38	INT
USA	6 (3 TD passes, 3 FG)	7	29	Fumble
COLO	4 (3 TD passes, 1 TD run)	4	28	NA
WASH	5 (2 TD passes, 2 TD runs, 1 FG)	7	31	Downs 2x
UTAH	5 (3 TD passes, 2 TD runs)	6	35	Missed FG
ORE	3 (2 FG, 1 TD run)	4	13	INT
STAN	3 (2 TD runs, 1 FG)	4	17	FG miss
ASU	6 (4 TD runs, 2 TD passes)	6	43	NA
ARIZ	3 (3 TD runs)	3	21	NA
USC	4 (2 TD passes, 2 TD runs)	4	28	NA
CAL	6 (3 TD runs, 2 FG, 1 TD pass)	7	35	FG miss
PITT				
Totals	55 (27 TD runs, 17 TD passes, 11 FG)	64	342	-

UCLA OPPONENTS IN THE RED ZONE

OPP	OPP RZ Scores	ATT	PTS	Failed att.
BGSU	1 (1 FG)	1	3	NA
ALST	0	1	0	INT
USA	5 (3 TD runs, 1 TD pass 1 FG)	5	31	NA
COLO	3 (1 TD pass, 1 TD run, 1 FG)	3	17	NA
WASH	3 (3 TD passes)	3	22	NA
UTAH	4 (3 TD runs, 1 FG)	4	25	NA
ORE	4 (3 TD passes, 1 TD run)	5	28	End game
STAN	2 (1 TD pass, 1 FG)	2	10	NA
ASU	6 (2 TD passes, 2 TD runs, 2 FG)	7	36	INT
ARIZ	6 (2 TD passes, 2 TD runs, 2 FG)	6	34	NA
USC	5 (4 TD runs, 1 TD pass)	8	35	2 missed FGs, Downs
CAL	1 (1 TD pass)	1	7	NA
PITT				
Totals	40 (16 TD runs, 15 TD passes, 9 FG)	46	248	-

UCLA FIRST DRIVES

Game	Possession	Result	W/L
Bowling Green	4 plays, -2 yards, 1:14	Punt	W
Alabama State	6 plays, 68 yards, 2:10	TD run	W
South Alabama	4 plays, 1 yard, 0:56	FG	W
Colorado	6 plays, 64 yards, 2:37	TD pass	W
Washington	10 plays, 40 yards, 2:21	Downs	W
Utah	5 plays, 17 yards, 2:09	Punt	W
Oregon	14 plays, 46 yards, 6:27	FG	L
Stanford	12 plays, 75 yards, 4:30	TD run	W
Arizona State	1 play, 0 yards, 0:08	INT	W
Arizona	3 plays, 3 yards, 1:05	Punt	L
USC	3 plays, 1 yard, 1:26	Punt	L
California	8 plays, 30 yards, 3:20	Punt	W
Pittsburgh			

UCLA OPPONENT FIRST DRIVES

Game	Possession	Result	W/L
Bowling Green	3 plays, 3 yards, 1:33	Punt	L
Alabama State	10 plays, 53 yards, 4:46	Downs	L
South Alabama	4 plays, 14 yards, 1:42	INT	L
Colorado	13 plays, 39 yards, 6:05	FG miss	L
Washington	10 plays, 75 yards, 4:32	TD pass	L
Utah	6 plays, 26 yards, 3:05	Punt	L
Oregon	10 plays, 49 yards, 4:24	FG	W
Stanford	11 plays, 61 yards, 4:25	FG	L
Arizona State	8 plays, 33 yards, 3:33	FG	L
Arizona	4 plays, 19 yards, 1:47	Punt	W
USC	10 plays, 54 yards, 4:52	Downs	W
California	3 plays, 5 yards, 1:26	Punt	L
Pittsburgh			

KAZMEIR ALLEN (19)

REDSHIRT JUNIOR – WR – 5-9, 175 – Tulare, Calif. (Tulare Union HS)



KEY NOTES ON KAZMEIR ALLEN

- Has also piled up 68 career carries for 550 yards and four touchdowns ... rushed 11 times for 137 yards and a score at Arizona State Nov. 5
- Led the Pac-12 and rated 10th nationally with a kickoff return average of 29.1 yards per game in 2021 ... his 100-yard return at USC in 2021 went for a touchdown
- Competed for the UCLA track & field

team in 2019

- In high school, won the 100-meter dash with a time of 10.44 at the 2018 CIF State Track & Field Championships

Allen Career Stats

Year	No	Yds	Avg.	TD	LG
2018	7	35	5.0	1	16
2019	4	29	7.2	0	24
2020	3	40	13.3	0	24
2021	17	255	15.0	4	58
2022	49	403	8.2	2	55
Totals	80	762	9.5	7	58

STEPHAN BLAYLOCK (4)

REDSHIRT SENIOR – DB – 5-11, 193 – Compton, Calif. (St. John Bosco HS)



KEY NOTES ON STEPHAN BLAYLOCK

- 2022 All-Pac-12 honorable-mention pick
- Has started team-high 43 consecutive games ... has played in all 55 of team's games since 2018 (tied for school record)
- Logged team-high 63 total tackles in 2021
- Matched his career high with 11 total tackles against Colorado in 2021

- Posted first career interceptions in final two games of 2020 season, collecting one each versus USC and Stanford ... added his third pick versus Washington Sept. 30
- Admires NFL safeties Jamal Adams and Armani Watts

Blaylock Career Stats

Year	TT	T-AT	Sacks-Yds	TFL-Yds	INT (TD)
2018	22	12-10	0.0-0	0.0-0	0 (0)
2019	86	65-21	0.0-0	1.5-1	0 (0)
2020	42	28-14	0.0-0	0.0-0	2 (0)
2021	53	33-20	0.0-0	3.0-6	0 (0)
2022	54	37-17	2.0-12	4.0-16	1 (0)
Totals	257	175-82	2.0-12	8.5-23	3 (0)

JAKE BOBO (9)

REDSHIRT SENIOR – WR – 6-5, 215 – North Andover, Mass. (Duke)



KEY NOTES ON JAKE BOBO

- Earned First Team spot on 2022 CSC Academic All-America® Team
- 2022 All-Pac-12 honorable-mention pick
- Has been tabbed to Biletnikoff Award Watch List
- Enrolled at UCLA in January 2022 after playing four seasons at Duke
- Registered three 100-yard receiving

games in 2021 ... picked up his first as a Bruin versus Washington Sept. 30 ... added another at Oregon Oct. 22

- Made career-high 11 catches against Northwestern in 2021


Bobo Career Stats

Year	No	Yds	Avg.	TD	LG
2018*	10	167	16.7	1	31
2019*	10	122	12.2	0	17
2020*	32	358	11.2	1	26
2021*	74	794	10.7	1	48
2022	54	789	14.6	7	40
Totals	180	2,230	12.4	10	48

* at Duke

ZACH CHARBONNET (24)

SENIOR – RB – 6-1, 220 – Camarillo, Calif. (Michigan)



KEY NOTES ON ZACH CHARBONNET

- 2022 All-Pac-12 first-team pick
- Has been named to watch lists for Maxwell Award and Senior Bowl, semifinalist for Doak Walker Award and Walter Camp Player of the Year Award
- His 94.8 rushing yards per game in 2021 ranked second in the Pac-12
- Has topped the century mark in eight of his 10 games played in 2022 ... led all Pac-

12 rushers with seven games of 100-plus rushing yards in 2021

- Named Pac-12 Newcomer of the Year by The Associated Press in 2021


Charbonnet Career Stats

Year	TCB	Yds	YL	Net	Avg	TD	LG
2019*	149	739	13	726	4.9	11	41
2020*	19	135	11	124	6.5	1	70
2021	203	1,169	32	1,137	5.6	13	47
2022	195	1,379	20	1,359	7.0	14	49
Totals	566	3,422	76	3,346	5.9	39	70

* at Michigan

JON GAINES II (57)

SENIOR – OL – 6-4, 300 – Wauwatosa, Wisc. (Marquette University HS)



KEY NOTES ON JON GAINES II

- 2022 All-Pac-12 honorable-mention pick
- Was tabbed Pac-12 Offensive Line Player of the Week after Nov. 5 win at Arizona State in which Bruins rushed for 402 yards.
- Was also named to Senior Bowl Watch List
- Bruins' offensive line was named

semifinalist for Joe Moore Award Nov. 15

- Has seen action in 44 consecutive games (29 starts) ... has started games at center, guard and tackle
- UCLA averaged more than 200 rushing yards per game in 2020 and 2021 and sit at 246.3 this season ... the Bruins have rushed for more than 200 yards nine times this year

- Lettered two years in football and three years in track during time at Marquette University HS (Wauwatosa, Wisc.)
- Hobbies include cooking and playing video games

LAIATU LATU (15)

REDSHIRT JUNIOR – LB – 6-4, 265 – Sacramento, Calif. (Washington)



KEY NOTES ON LAIATU LATU

- Enrolled at UCLA in January 2022 after transferring from Washington
- 2022 All-Pac-12 first-team pick
- Named winner of 2022 College Football Comeback Player of the Year Award
- Is currently second in the Pac-12 with 9.5 sacks
- His three sacks at Colorado Sept. 24 are career high and were the most for a

Bruin since Takkarist McKinley in 2016

- Has forced a team-high three fumbles this season
- Also starred for the Jesuit HS rugby team, helping the Marauders to national championships in 2017 and 2019

Latu Career Stats

Year	TT	T-AT	Sacks-Yds	TFL-Yds	INT (TD)
2019*	16	11-5	0.5-4	1.5-5	0 (0)
2020*	DNP				
2021*	DNP				
2022	33	21-12	9.5-73	11.0-75	0 (0)
Totals	49	32-17	10.0-77	12.5-80	0 (0)

* at Washington

DARIUS MUASAU (53)

SENIOR – LB – 6-1, 230 – Ewa Beach, Hawaii (Hawai'i)



KEY NOTES ON DARIUS MUASAU

- 2022 All-Pac-12 second-team pick
- Has been named to watch lists for Butkus Award, Polynesian College Football Player of the Year and Senior Bowl
- Has four career interceptions (two in 2022) ... picked off a pass and forced a fumble against Utah Oct. 8
- Eclipsed 100 total tackles in 2020 and 2021 with the Rainbow Warriors ... his 77

stops this season are second most among Bruins

- Collected a career-best 18 total tackles against UNLV in 2020
- Made the All-Mountain West First Team in 2020 and 2021

Muasau Career Stats

Year	TT	T-AT	Sacks-Yds	TFL-Yds	INT (TD)
2019*	61	44-17	0.0-0	3.0-8	0 (0)
2020*	104	68-36	4.5-15	9.5-23	1 (0)
2021*	109	64-45	7.0-47	14.0-64	1 (0)
2022	77	37-40	1.0-9	2.5-12	2 (0)
Totals	351	213-138	12.5-71	29.0-107	4 (0)

* at Hawai'i

MO OSLING III (7)

REDSHIRT SENIOR – DB – 6-2, 194 – Lancaster, Calif. (Antelope Valley HS)



KEY NOTES ON MO OSLING III

- His 3.0 career sacks were recorded over two games in 2020, at Arizona State (2.0) and versus USC (1.0)
- Logged the first interception of his career against Stanford in 2020
- Played in all 13 games as a true freshman in 2017
- His 82 total tackles this season are tops among Bruins ... made a career-high 15

stops at Oregon Oct. 22

Osling Career Stats

Year	TT	T-AT	Sacks-Yds	TFL-Yds	INT (TD)
2017	18	17-1	0.0-0	0.0-0	0 (0)
2018	9	7-2	0.0-0	0.0-0	0 (0)
2019	3	3-0	0.0-0	0.0-0	0 (0)
2020	39	28-11	3.0-18	4.0-19	1 (0)
2021	16	13-3	0.0-0	0.0-0	0 (0)
2022	82	58-24	0.0-0	0.0-0	0 (0)
Totals	167	126-41	3.0-18	4.0-19	1 (0)

DORIAN THOMPSON-ROBINSON (1)

REDSHIRT SENIOR – QB – 6-1, 205 – Las Vegas, Nev. (Bishop Gorman HS)



KEY NOTES ON DORIAN THOMPSON-ROBINSON

- Has been named to watch lists for CFPA National Performer of the Year Trophy, Manning Award, Maxwell Award and Senior Bowl, semifinalist for the Davey O'Brien Award and the Johnny Unitas Golden Arm Award Top 25
- Has become UCLA's all time leader in completions, total touchdowns, total

offense, quarterback starts and passing touchdowns this season

- 2022 All-Pac-12 honorable-mention pick
- Logged a school-record 564 yards of total offense at Washington State in 2019

Thompson-Robinson Career Stats

Year	Att	Comp	Int	Pct.	Yds	TD	LG	Rushes	Yds
2018	194	112	4	.577	1,311	7	65	50	68
2019	362	216	12	.597	2,701	21	94	118	198
2020	138	90	4	.652	1,120	12	69	55	306
2021	283	176	6	.622	2,409	21	75	130	609
2022	358	250	7	.698	2,883	25	70	112	631
Totals	1,335	844	33	.632	10,424	86	94	465	1,812

OFFENSE CAREER HIGHS

19 KAZMEIR ALLEN

Carries:	11 at Arizona State, 2022
Rushing Yards:	137 at Arizona State, 2022
Rushing TDs:	1, last at Arizona State, 2022
Rushing Long:	75 at Arizona State, 2022
Receptions:	10 vs. Bowling Green, 2022
Receiving Yards:	115 at USC, 2021
Receiving TDs:	2 at USC, 2021
Receiving Long:	58 at USC, 2021

9 JAKE BOBO

Receptions:	11 vs. Northwestern, 2021
Receiving Yards:	142 vs. Washington, 2022
Receiving TDs:	2, last vs. Utah, 2022
Receiving Long:	48 vs. Kansas, 2021

0 KAM BROWN

Receptions:	5, last vs. Washington, 2022
Receiving Yards:	111 vs. Fresno State, 2021
Receiving TDs:	1, last vs. Utah, 2022
Receiving Long:	39 vs. Fresno State, 2021

24 ZACH CHARBONNET

Carries:	33 vs. Army, 2019
Rushing Yards:	198, last vs. Stanford, 2022
Rushing TDs:	3, last vs. Arizona, 2022
Rushing Long:	70 at Minnesota, 2020
Receptions:	9 vs. Arizona, 2022
Receiving Yards:	61 vs. Stanford, 2022
Receiving Long:	44 vs. South Alabama, 2022

10 RYAN CRAGUN

Receptions:	13 vs. Yale, 2019
Receiving Yards:	208 vs. Yale, 2019
Receiving TDs:	2 vs. Lafayette, 2019
Receiving Long:	73 vs. Dartmouth, 2021

DEFENSE CAREER HIGHS

44 MARTIN ANDRUS JR.

Tackles:	4 vs. Cincinnati, 2018
Tackles for Loss:	1.0, last vs. Stanford, 2018

41 DEVIN AUPIU

Tackles:	2 at USC, 2021
Tackles for Loss:	0.5, last vs. Bowling Green, 2022

4 STEPHAN BLAYLOCK

Tackles:	11, last vs. USC, 2022
Sacks:	1.0, last vs. Stanford, 2022
Tackles for Loss:	2.0 vs. Bowling Green, 2022
Interceptions:	1, last vs. Washington, 2022

9 CHOÉ BRYANT-STROTHER

Tackles:	7 vs. Utah, 2022
Tackles for Loss:	1.0 at Oregon, 2020

33 BO CALVERT

Tackles:	8 vs. Arizona, 2020
Tackles for Loss:	2.5 vs. Fresno State, 201
Sacks:	1.0, last vs. Stanford, 2022

23 KENNY CHURCHWELL III

Tackles:	5, last at Arizona State, 2022
Tackles for Loss:	1.0, last at Oregon, 2022
Interceptions:	1 vs. Fresno State, 2021

29 ADAM COHEN

Tackles:	3 vs. Alabama State, 2022
Tackles for Loss:	1.0 vs. Alabama State, 2022

24 JAYLIN DAVIES

Tackles:	5, last at Arizona State, 2022
Interceptions:	1, last at Arizona State, 2022

43 JAMES DINNEEN

Tackles:	2 at Colorado, 2022
Sacks:	1.0 at Colorado, 2022

86 MICHAEL EZEIKE

Receptions	5 vs. Bowling Green, 2022
Receiving Yards	62 vs. Utah, 2022
Receiving TDs	3 vs. USC, 2022
Receiving Long:	49 vs. Utah, 2022

4 ETHAN GARBERS

Carries:	14 at Utah, 2021
Rushing Yards:	36 at Utah, 2021
Rushing Long:	9 at Utah, 2021
Completions:	27 at Utah, 2021
Passing Attempts:	44 at Utah, 2021
Passing Yards:	265 at Utah, 2021
TD Passes:	2 at Utah, 2021
Passing Long:	50 vs. Bowling Green, 2022
Total Offense:	301 at Utah, 2021
Interceptions:	1, last vs. Alabama State, 2022

11 CHASE GRIFFIN

Carries:	7 at Oregon, 2020
Rushing Yards:	18 at Oregon, 2020
Rushing Long:	18 vs. Stanford, 2020
Completions:	19 at Oregon, 2020
Passing Attempts:	31 at Oregon, 2020
Passing Yards:	195 at Oregon, 2020
TD Passes:	4 vs. Stanford, 2020
Passing Long:	32 at Oregon, 2020
Total Offense:	213 at Oregon, 2020
Interceptions:	2 at Oregon, 2020

32 CHRISTIAN GRUBB

Carries:	7 vs. Alabama State, 2022
Rushing Yards:	55 vs. Alabama State, 2022
Rushing TDs:	1 vs. Alabama State, 2022
Rushing Long:	21 vs. Alabama State, 2022

81 HUDSON HABERMEHL

Receptions:	3, last vs. Arizona, 2022
Receiving Yards:	64, last vs. Arizona, 2022
Receiving TDs:	1, last vs. Arizona, 2022
Receiving Long:	51 vs. Arizona, 2022

95 SITIVENI HAVILI-KAUFUSI

Tackles:	2, last vs. USC, 2022
----------	-----------------------

22 AZIZI HEARN

Tackles:	7, last at Arizona State, 2022
Tackles for Loss:	1.0, last vs. Tulsa, 2019

6 JOHN HUMPHREY

Tackles:	8 at Oregon, 2022
Tackles for Loss:	1.0 at Colorado, 2022

36 ALEX JOHNSON

Tackles:	4, last vs. USC, 2022
----------	-----------------------

35 CARL JONES JR.

Tackles:	6 at Oregon, 2020
Tackles for Loss:	2.0 vs. Bowling Green, 2022
Sacks:	1.5 at Oregon, 2020
Interceptions:	1 at Colorado, 2022

19 D.J. JUSTICE

Tackles:	1 at Colorado, 2022
Interceptions:	1 vs. Alabama State, 2022

1 ALE KAHO

Tackles:	7 at Utah, 2021
Tackles for Loss:	1.0, last at USC, 2021
Sacks:	1.0, last at USC, 2021

3 DEVIN KIRKWOOD

Tackles:	7 vs. Washington, 2022
Tackles for Loss:	0.5 vs. Hawai'i, 2021
Interceptions:	1 at Washington, 2021

15 LAIATU LATU

Tackles:	6, last at Oregon, 2022
Tackles for Loss:	3.5 at Colorado, 2022
Sacks:	3.0 at Colorado, 2022

25 T.J. HARDEN

Carries:	12 at California, 2022
Rushing Yards:	89 at California, 2022
Rushing TDs:	1 vs. Alabama State, 2022
Rushing Long:	21 at California, 2022
Receptions:	2 at California, 2022
Receiving Yards:	19 at California, 2022
Receiving Long:	10 at California, 2022

23 SEAN HOLLAND

Carries:	3 vs. Colgate, 2020-21
Rushing Yards:	44 vs. Wagner, 2021
Rushing TDs:	1 vs. Wagner, 2021
Rushing Long:	45 vs. Wagner, 2021

22 KEEGAN JONES

Carries:	14 vs. South Alabama, 2022
Rushing Yards:	98 at Arizona State, 2022
Rushing TDs:	1, last at Arizona State, 2022
Rushing Long:	25 vs. South Alabama, 2022
Receptions:	4 vs. Alabama State, 2022
Receiving Yards:	56 vs. Bowling Green, 2022
Receiving TDs:	1, last at Arizona State, 2022
Receiving Long:	52 vs. Bowling Green, 2022

17 LOGAN LOYA

Receptions:	3, last vs. South Alabama, 2022
Receiving Yards:	70 vs. Utah, 2022
Receiving TDs:	1, last vs. Utah, 2022
Receiving Long:	70 vs. Utah, 2022

2 TITUS MOKIAO-ATIMALALA

Receptions:	3, last vs. South Alabama, 2022
Receiving Yards:	47 vs. South Alabama, 2022
Receiving TDs:	1 vs. Boise State, 2021
Receiving Long:	32 at California, 2022

31 DESHUN MURRELL

Carries:	6 vs. Alabama State, 2022
Rushing Yards:	34 vs. Alabama State, 2022
Rushing Long:	9 vs. Alabama State, 2022

94 DOVID MAGNA

Tackles:	4 at Colorado, 2022
Tackles for Loss:	1.0 at Arizona State, 2022

20 KAIN MEDRANO

Tackles:	9 at Arizona State, 2022
Tackles for Loss:	1.0, last at Oregon, 2022
Interceptions:	1 vs. USC, 2022

53 DARIUS MUASAU

Tackles:	18 vs. UNLV, 2021
Tackles for Loss:	3.0 at New Mexico State, 2021
Sacks:	2.0, last vs. Colorado State, 2021
Interceptions:	1, last vs. Stanford, 2022

11 GABRIEL MURPHY

Tackles:	7 vs. Miami (Ohio), 2021
Tackles for Loss:	1.5 vs. Rice, 2020
Sacks:	1.5 vs. Rice, 2020

12 GRAYSON MURPHY

Tackles:	6 vs. Alabama State, 2022
Tackles for Loss:	3.0, last vs. UTSA, 2021
Sacks:	3.0 vs. UTSA, 2021

31 ISAIAH NEWCOMBE

Tackles:	2 vs. Alabama State, 2022
----------	---------------------------

32 WILLIAM NIMMO JR.

Tackles:	4 vs. Utah, 2022
----------	------------------

7 MO OSLING III

Tackles:	15 at Oregon, 2022
Tackles for Loss:	2.0 at Arizona State, 2020
Sacks:	2.0 at Arizona State, 2020
Interceptions:	1 vs. Stanford, 2020

47 SHEA PITTS

Tackles:	4, last at USC, 2019
Tackles for Loss:	1.0, last at USC, 2021
Sacks:	1.0, last at USC, 2021

14 JOSIAH NORWOOD

Receptions:	5 vs. Bowling Green, 2022
Receiving Yards:	63 vs. Bowling Green, 2022
Receiving TDs:	1 vs. Bowling Green, 2022
Receiving Long:	50 vs. Bowling Green, 2022

20 CARSEN RYAN

Receptions:	3 vs. Alabama State, 2022
Receiving Yards:	58 vs. Alabama State, 2022
Receiving Long:	26 vs. Alabama State, 2022

12 MATT SYKES

Receptions:	4 at Colorado, 2022
Receiving Yards:	48 at Colorado, 2022
Receiving TDs:	1 at Colorado, 2022
Receiving Long:	27 vs. Stanford, 2022

1 DORIAN THOMPSON-ROBINSON

Carries:	19 vs. Arizona State, 2021
Rushing Yards:	120 at Arizona State, 2022
Rushing TDs:	2, last at California, 2022
Rushing Long:	68 vs. Bowling Green, 2022
Completions:	32 vs. Bowling Green, 2022
Passing Attempts:	43 vs. Bowling Green, 2022
Passing Yards:	507 at Washington State, 2019
TD Passes:	5 at Washington State, 2019
Passing Long:	94 at Washington State, 2019
Total Offense:	563 at Washington, 2019
Interceptions:	3 vs. USC, 2022

7 COLSON YANKOFF

Carries:	11 at California, 2022
Rushing Yards:	59 at California, 2022
Rushing TDs:	1 at Arizona State, 2022
Rushing Long:	23 at Arizona State, 2022
Receptions:	2, last vs. Arizona, 2022
Receiving Yards:	15 vs. Alabama State, 2022
Receiving TDs:	2 at Colorado, 2022
Receiving Long:	15 vs. Alabama State, 2022

27 KAMARI RAMSEY

Tackles:	3 at Colorado, 2022
----------	---------------------

49 CARSON SCHWESINGER

Tackles:	4 vs. Stanford, 2022
Tackles for Loss:	0.5 vs. Bowling Green, 2022

58 GARY SMITH III

Tackles:	5 vs. Northwestern, 2021
Tackles for Loss:	1.0, last vs. Stanford, 2022
Sacks:	1.0, last vs. Stanford, 2022

14 CLINT STEPHENS

Tackles:	2 vs. Alabama State, 2022
----------	---------------------------

99 JACOB SYKES

Tackles:	6, last at Columbia, 2019
Tackles for Loss:	2.5 vs. Lafayette, 2021
Sacks:	2.5 vs. Lafayette, 2021

93 JAY TOIA

Tackles:	4, last vs. Arizona, 2022
Tackles for Loss:	1.0 vs. Arizona, 2022
Sacks:	1.0 vs. Arizona, 2022

21 JONJON VAUGHNS

Tackles:	7, last at Colorado, 2022
Tackles for Loss:	1.0 at Colorado, 2020
Interceptions:	1, last vs. Washington, 2022

17 JALEN WOODS

Tackles:	5 vs. Alabama State, 2022
Tackles for Loss:	1.0 vs. Alabama State, 2022

KICKING CAREER HIGHS 2 NICHOLAS BARR-MIRA FG Made in Game: 4 vs. South Alabama, 2022 FG Attempts in Game: 4, last vs. South Alabama 2022 FG Long: 49 vs. South Alabama, 2022 PAT Made in Game: 8 at USC, 2022 PAT Attempts in Game: 8 at USC, 2021 97 JOSEPH FIREBAUGH JR. PAT Made in Game: 1, last at Colorado, 2022 PAT Attempts in Game: 1, last at Colorado, 2022 KICKOFF CAREER HIGHS 97 JOSEPH FIREBAUGH JR. Kickoffs in Game: 1 vs. Alabama State, 2022 Touchbacks: 1 vs. Alabama State, 2022 93 R.J. LOPEZ Kickoffs in Game: 10 at USC, 2021 Touchbacks: 8, last vs. Bowling Green, 2022	PUNTING CAREER HIGHS 2 NICHOLAS BARR-MIRA Punts in Game: 3, last at California, 2022 Punt Long: 52 at California, 2022 Punts Inside 20: 2 vs. Stanford, 2022 45 CHASE BARRY Punts in Game: 1 vs. Alabama State, 2022 Punt Long: 39 vs. Alabama State, 2022	KICKOFF-RETURN CAREER HIGHS 19 KAZMEIR ALLEN Returns in Game: 5 vs. Fresno State, 2021 Yards in Game: 163 at USC, 2021 Touchdowns: 1 at USC, 2021 Return Long: 100 at USC, 2021 22 KEEGAN JONES Returns in Game: 3, last vs. Arizona, 2022 Yards in Game: 67 vs. Washington, 2022 Return Long: 31 vs. Washington, 2022 18 JADYN MARSHALL Returns in Game: 1 at California, 2022 Yards in Game: 25 at California, 2022 Return Long: 25 at California, 2022 2 TITUS MOKIAO-ATIMALALA Returns in Game: 2 vs. Arizona, 2022 Yards in Game: 46 vs. Arizona, 2022 Return Long: 37 at Navy, 2021 7 MO OSLING III Returns in Game: 3 at Utah, 2017 Yards in Game: 60 at Utah, 2017 Return Long: 24, last vs. Arizona State, 2017	PUNT-RETURN CAREER HIGHS 9 JAKE BOBO Returns in Game: 3, last vs. Bowling Green, 2022 Yards in Game: 21 at North Carolina, 2019 Return Long: 14 at North Carolina, 2019 17 LOGAN LOYA Returns in Game: 3 vs. Stanford, 2022 Yards in Game: 23 at Washington, 2021 Return Long: 17 at Washington, 2021
---	--	---	--

GAME-BY-GAME PASSING

	GARBERS	GRIFFIN	THOMPSON-ROBINSON
Opponent	PC-PA-Int-Yds-TD	PC-PA-Int-Yds-TD	PC-PA-Int-Yds-TD
Bowling Green	3-4-0-59-1	DNP	32-43-1-298-2
Alabama State	14-18-1-164-0	0-1-0-0-0	9-11-0-101-1
South Alabama	DNP	DNP	20-30-0-263-3
at Colorado	3-6-0-32-1	0-0-0-0-0	19-23-0-234-2
Washington	DNP	DNP	24-33-0-315-3
Utah	DNP	DNP	18-23-1-299-4
at Oregon	DNP	DNP	27-39-1-262-2
Stanford	0-0-0-0-0	DNP	18-29-0-199-0
at Arizona State	DNP	DNP	13-20-1-169-2
Arizona	DNP	DNP	26-39-0-245-1
USC	0-0-0-0-0	DNP	23-38-3-309-4
at California	DNP	DNP	21-30-0-189-1
vs. Pittsburgh			

GAME-BY-GAME RUSHING

	ALLEN	CHARBONNET	GARBERS	GRUBB	HARDEN	KE. JONES	MURRELL	T.-ROBINSON	YANKOFF
Opponent	TC-Yds-TD	TC-Yds-TD	TC-Yds-TD	TC-Yds-TD	TC-Yds-TD	TC-Yds-TD	TC-Yds-TD	TC-Yds-TD	TC-Yds-TD
Bowling Green	0-0-0	21-111-1	0-0-0	DNP	6-24-0	10-42-0	DNP	7-87-2	DNP
Alabama State	0-0-0	DNP	2-7-2	7-55-1	7-56-1	10-33-1	6-34-0	0-0-0	6-35-0
South Alabama	0-0-0	13-78-0	DNP	DNP	DNP	14-65-0	DNP	7-27-0	DNP
at Colorado	0-0-0	9-104-3	1-2-0	1-2-0	7-41-0	6-38-0	DNP	7-56-0	2-7-0
Washington	0-0-0	22-124-1	DNP	DNP	DNP	5-10-0	DNP	10-53-1	0-0-0
Utah	0-0-0	22-198-1	DNP	DNP	DNP	3-0-0	DNP	11-8-1	0-0-0
at Oregon	0-0-0	20-151-1	DNP	DNP	DNP	1-(-2)-0	DNP	8-38-0	0-0-0
Stanford	4-66-1	21-198-3	1-(-5)-0	DNP	1-4-0	1-0-0	DNP	13-50-1	4-11-0
at Arizona State	11-137-1	DNP	DNP	DNP	DNP	12-98-1	DNP	10-120-2	8-48-1
Arizona	DNP	24-181-3	DNP	DNP	DNP	0-0-0	DNP	11-23-0	2-15-0
USC	0-0-0	19-95-0	0-0-0	DNP	DNP	4-28-0	DNP	14-81-2	0-0-0
at California	0-0-0	24-119-1	DNP	0-0-0	12-89-0	DNP	DNP	14-88-2	11-59-0
vs. Pittsburgh									

GAME-BY-GAME RECEIVING

	ALLEN	BOBO	BROWN	CHARBONNET	EZEIKE	HABERMEHL	KE. JONES	LOYA	M.-ATIMALALA	NORWOOD
Opponent	PC-Yds-TD	PC-Yds-TD	PC-Yds-TD	PC-Yds-TD	PC-Yds-TD	PC-Yds-TD	PC-Yds-TD	PC-Yds-TD	PC-Yds-TD	PC-Yds-TD
Bowling Green	10-85-1	3-38-0	DNP	5-36-0	5-32-0	2-25-0	2-56-0	DNP	1-6-0	5-63-1
Alabama State	4-30-0	3-41-0	DNP	DNP	DNP	2-31-1	4-31-0	3-30-0	2-22-0	1-7-0
South Alabama	2-7-0	5-89-1	2-19-1	3-51-0	0-0-0	1-5-0	0-0-0	3-37-1	3-47-0	0-0-0
at Colorado	4-30-0	4-53-0	1-21-0	0-0-0	2-30-0	2-16-0	0-0-0	1-28-0	1-10-0	1-25-0
Washington	2-6-0	6-142-2	5-44-1	3-56-0	2-25-0	3-14-0	1-(-3)-0	1-11-0	1-20-0	0-0-0
Utah	6-41-0	3-22-2	2-22-1	0-0-0	2-62-0	0-0-0	1-24-0	1-70-1	2-44-0	1-14-0
at Oregon	8-45-0	8-101-1	1-8-0	4-28-0	1-7-0	0-0-0	3-49-1	0-0-0	1-13-0	0-0-0
Stanford	3-24-0	3-40-0	1-11-0	5-61-0	2-12-0	0-0-0	0-0-0	2-13-0	0-0-0	0-0-0
at Arizona State	4-63-0	3-64-0	1-5-0	DNP	1-9-1	1-3-0	1-3-1	1-22-0	1-0-0	0-0-0
Arizona	DNP	5-61-0	3-58-0	9-38-0	0-0-0	3-64-1	1-1-0	1-5-0	0-0-0	2-9-0
USC	5-72-1	4-76-0	3-42-0	4-29-0	4-44-3	0-0-0	2-8-0	1-38-0	0-0-0	0-0-0
at California	1-0-0	7-62-1	1-17-0	4-22-0	0-0-0	1-9-0	DNP	1-4-0	2-39-0	1-6-0
vs. Pittsburgh										

GAME-BY-GAME RECEIVING (CONT'D)

	RYAN	YANKOFF
Opponent	PC-Yds-TD	PC-Yds-TD
Bowling Green	2-16-0	DNP
Alabama State	3-58-0	1-15-0
South Alabama	1-8-0	DNP
at Colorado	0-0-0	2-5-2
Washington	0-0-0	0-0-0
Utah	DNP	0-0-0
at Oregon	DNP	1-11-0
Stanford	DNP	0-0-0
at Arizona State	DNP	0-0-0
Arizona	DNP	2-9-0
USC	DNP	0-0-0
at California	DNP	1-11-0
vs. Pittsburgh		

GAME-BY-GAME DEFENSE

	ANDRUS	AUPIU	BLAYLOCK	B.-STROTHER	CALVERT	CHURCHWELL
Opponent	PT-AT-TT	PT-AT-TT	PT-AT-TT	PT-AT-TT	PT-AT-TT	PT-AT-TT
Bowling Green	1-0-1	0-1-1	2-0-2	0-0-0	1-0-1	5-0-5
Alabama State	0-2-2	1-0-1	3-0-3	1-0-1	2-1-3	3-2-5
South Alabama	0-0-0	DNP	1-2-3	1-0-1	1-0-1	1-1-2
at Colorado	DNP	0-0-0	1-2-3	0-0-0	1-1-2	5-0-5
Washington	DNP	0-0-0	5-2-7	0-1-1	1-2-3	2-1-3
Utah	DNP	DNP	1-0-1	4-3-7	1-1-2	3-2-5
at Oregon	DNP	DNP	3-5-8	1-1-2	2-0-2	2-3-5
Stanford	DNP	0-0-0	3-1-4	3-1-4	1-2-3	1-0-1
at Arizona State	DNP	0-0-0	2-1-3	0-0-0	0-0-0	3-2-5
Arizona	DNP	DNP	4-1-5	0-0-0	1-1-2	3-0-3
USC	DNP	0-0-0	9-2-11	0-2-2	2-1-3	1-1-2
at California	DNP	DNP	3-1-4	1-0-1	0-1-1	0-1-1
vs. Pittsburgh						

GAME-BY-GAME DEFENSE (CONTINUED)

	COHEN	DAVIES	DINNEEN	HUMPHREY	KIRKWOOD	JOHNSON	C. JONES	JUSTICE	LATU	MAGNA
Opponent	PT-AT-TT	PT-AT-TT	PT-AT-TT	PT-AT-TT	PT-AT-TT	PT-AT-TT	PT-AT-TT	PT-AT-TT	PT-AT-TT	PT-AT-TT
Bowling Green	DNP	0-0-0	0-1-1	1-1-2	1-1-2	0-0-0	1-2-3	DNP	0-0-0	2-0-2
Alabama State	2-1-3	0-0-0	0-1-1	1-0-1	1-0-1	0-0-0	1-0-1	0-0-0	3-0-3	1-1-2
South Alabama	DNP	1-0-1	DNP	2-0-2	4-2-6	0-0-0	3-0-3	0-0-0	3-0-3	0-0-0
at Colorado	0-0-0	3-1-4	2-0-2	4-1-5	1-1-2	1-0-1	1-0-1	1-0-1	3-1-4	2-2-4
Washington	DNP	1-0-1	DNP	2-1-3	4-3-7	0-0-0	1-0-1	DNP	2-1-3	0-1-1
Utah	DNP	5-0-5	DNP	3-2-5	3-0-3	0-0-0	2-1-3	DNP	3-3-6	0-1-1
at Oregon	DNP	1-0-1	DNP	2-6-8	2-3-5	0-0-0	0-3-3	DNP	2-4-6	0-0-0
Stanford	DNP	2-1-3	0-0-0	0-1-1	0-1-1	3-0-3	2-0-2	DNP	1-0-1	0-2-2
at Arizona State	DNP	4-1-5	0-0-0	4-0-4	0-0-0	0-0-0	3-1-4	DNP	1-1-2	2-0-2
Arizona	DNP	2-2-4	0-0-0	0-1-1	DNP	3-1-4	1-2-3	DNP	1-0-1	0-1-1
USC	DNP	3-0-3	0-0-0	4-0-4	DNP	1-3-4	1-0-1	DNP	2-2-4	0-1-1
at California	DNP	1-1-2	0-0-0	1-0-1	DNP	1-0-1	0-2-2	DNP	0-0-0	0-0-0
vs. Pittsburgh										

BRUINS ... DID YOU KNOW?

16 Bruins in National Football Foundation Hall of Fame

In December 2021, Cade McNown became the 13th UCLA player, joining three Bruin coaches and 12 previous players, including 2014 inductee John Sciarra, 2012 inductee Jonathan Ogden, 2010 inductee Randy Cross and 2008 inductee Troy Aikman in the National Football Foundation (College Football) Hall of Fame.

14 Bruins Working in Broadcast Media

UCLA has 14 former football players working in various roles in the broadcast media - Troy Aikman, Wayne Cook, Randy Cross, Donnie Edwards, Danny Farmer, Brian Jones, Ryan Nece, Rick Neuheisel, David Norrie, Ron Pitts, Tom Ramsey, Matt Stevens, J.J. Stokes, Rick Walker.

6 Bruins in NFL Hall of Fame

Six Bruins have been voted into the NFL Hall of Fame, including Class of 2017 inductee DB Kenny Easley. Other Bruins in the Hall: OL Jonathan Ogden - 2013; QB Troy Aikman - 2006; DB Jimmy Johnson - 1994; WR/coach Tom Fears - 1970; QB/P/PK/DB Bob Waterfield - 1965.

35 First-Round Bruins

The selection of Josh Rosen (Arizona) and Kolton Miller (Oakland) in the first round of the 2018 NFL Draft marked the 34th and 35th times a UCLA player has been taken in round one.

9 NCAA Championship Head Coaches on Staff

The following Bruin head coaches have won NCAA championships - Margueritte Aozasa (women's soccer), Carrie Forsyth (women's golf), Kelly Inouye-Perez (softball), Billy Martin (men's tennis), Stein Metzger (beach volleyball), Stella Sampras Webster (women's tennis), John Savage (baseball), John Speraw (men's volleyball) and Adam Wright (men's and women's water polo).

24 Bruins on CoSIDA Academic All-America Teams

Twenty-three Bruins have been selected to College Sports Communicators (CoSIDA) Academic All-America football teams a total of 29 times over the years. Offensive lineman Chris Joseph (2006, 2007) and receiver Cormac Carney (1981, 1982) were two-time first-team selections. Wide receiver Jake Bobo (2022) earned the most recent selection.

6 Bruin QBs on Super Bowl Teams

UCLA has produced six quarterbacks - Troy Aikman, Steve Bono, Billy Kilmer, Tommy Maddox, Tom Ramsey and Jay Schroeder - to have played that position on a Super Bowl team.

21 Times Bruins Have Finished in Heisman Top 10

Gary Beban won the 1967 Heisman Trophy. When quarterback Drew Olson finished eighth in the 2005 balloting it marked the 21st time that a Bruin player has finished in the top 10 of the Heisman voting.

36 of Last 41 Super Bowls Have Featured a Bruin

UCLA has had at least one player on the teams which participated in the Super Bowl game in 36 of the last 41 contests.

3-Time Consensus All-Americans

The only three-time consensus All-Americans in conference history are Bruins (LB Jerry Robinson, 1976-78 and S Kenny Easley, 1978-80).

21 Finalists for Awards Since 2000

Since 2000, UCLA has had 21 finalists/winners of the National College Football player awards -

2015: K Ka'imi Fairbairn - Lou Groza Award winner;

2014: LB Eric Kendricks - Lott IMPACT Trophy winner, Butkus Award winner; QB Brett Hundley - Manning Award finalist

2013: LB Anthony Barr - Lott IMPACT Trophy winner, Lombardi Award finalist, Bednarik Award finalist; LB Myles Jack - Hornung Award finalist

2012: RB Johnathan Franklin - Doak Walker Award finalist

2009: K Kai Forbath - Lou Groza Award winner

2006: DL Justin Hickman - Hendricks Award finalist

2005: TE Marcedes Lewis - Mackey Award winner

2004: TE Marcedes Lewis - Mackey Award finalist; P Chris Kluwe - Ray Guy Award finalist

2003: DL Dave Ball - Nagurski Trophy finalist, Lombardi Award finalist, Hendricks Award finalist, Chevrolet National Defensive Player of the Year Award

2002: TE Mike Seidman - Mackey Award finalist

2001: LB Robert Thomas - Butkus Award finalist

2000: WR Freddie Mitchell - Biletnikoff Award finalist

1st to 100 NCAA Championships

On May 13, 2007 UCLA became the first school in history to win 100 NCAA team championships. The Bruins currently have 120 NCAA titles to their credit after winning the 2022 women's soccer championship.

GAME-BY-GAME DEFENSE (CONTINUED)

	MEDRANO	MUASAU	GA. MURPHY	GR. MURPHY	NEWCOMBE	NIMMO
Opponent	PT-AT-TT	PT-AT-TT	PT-AT-TT	PT-AT-TT	PT-AT-TT	PT-AT-TT
Bowling Green	0-0-0	3-1-4	1-2-3	1-1-2	0-0-0	1-0-1
Alabama State	DNP	0-1-1	3-0-3	5-1-6	1-1-2	0-1-1
South Alabama	DNP	5-5-10	2-0-2	1-0-1	0-0-0	1-0-1
at Colorado	DNP	2-4-6	0-0-0	2-0-2	0-0-0	0-1-1
Washington	DNP	6-3-9	3-0-3	1-1-2	0-0-0	0-0-0
Utah	1-1-2	3-5-8	1-2-3	0-0-0	0-0-0	3-1-4
at Oregon	4-2-6	2-6-8	0-2-2	0-1-1	0-0-0	0-0-0
Stanford	0-0-0	3-3-6	2-2-4	1-0-1	0-1-1	1-0-1
at Arizona State	7-2-9	6-6-12	1-3-4	2-1-3	1-0-1	0-0-0
Arizona	3-2-5	1-2-3	3-2-5	2-2-4	DNP	0-0-0
USC	6-1-7	4-4-8	0-3-3	1-1-2	DNP	1-0-1
at California	4-1-5	2-0-2	1-1-2	1-1-2	DNP	0-0-0
vs. Pittsburgh						

	OSLING	PITTS	RAMSEY	SCHWESINGER	SMITH	STEPHENS
Opponent	PT-AT-TT	PT-AT-TT	PT-AT-TT	PT-AT-TT	PT-AT-TT	PT-AT-TT
Bowling Green	3-2-5	0-1-1	DNP	0-1-1	2-1-3	DNP
Alabama State	4-0-4	2-0-2	0-1-1	3-0-3	1-0-1	2-0-2
South Alabama	8-0-8	0-0-0	DNP	0-0-0	2-0-2	DNP
at Colorado	4-0-4	1-0-1	3-0-3	0-0-0	DNP	DNP
Washington	2-0-2	DNP	DNP	1-0-1	DNP	DNP
Utah	8-2-10	DNP	DNP	1-0-1	0-2-2	DNP
at Oregon	6-9-15	DNP	DNP	1-0-1	0-2-2	DNP
Stanford	2-2-4	1-0-1	DNP	3-1-4	3-1-4	DNP
at Arizona State	3-3-6	DNP	DNP	1-0-1	0-2-2	DNP
Arizona	9-3-12	DNP	DNP	1-0-1	1-1-2	DNP
USC	4-3-7	0-0-0	1-0-1	1-0-1	0-0-0	DNP
at California	5-0-5	0-0-0	DNP	1-0-1	DNP	DNP
vs. Pittsburgh						

	J. SYKES	TOIA	VAUGHNS	WOODS
Opponent	PT-AT-TT	PT-AT-TT	PT-AT-TT	PT-AT-TT
Bowling Green	1-0-1	0-0-0	4-1-5	DNP
Alabama State	1-0-1	0-1-1	0-1-1	4-1-5
South Alabama	0-1-1	2-0-2	6-1-7	DNP
at Colorado	2-1-3	0-1-1	4-3-7	1-0-1
Washington	2-0-2	0-1-1	2-4-6	DNP
Utah	1-3-4	1-0-1	0-3-3	DNP
at Oregon	0-1-1	0-1-1	1-4-5	DNP
Stanford	0-2-2	1-0-1	2-4-6	DNP
at Arizona State	1-1-2	1-3-4	1-0-1	DNP
Arizona	3-2-5	1-3-4	2-0-2	DNP
USC	1-2-3	1-1-2	5-0-5	DNP
at California	1-0-1	1-1-2	1-2-3	DNP
vs. Pittsburgh				

SPIEKER FIELD AT THE ROSE BOWL: HOME OF BRUIN FOOTBALL

The nation's most famous college football stadium – the Rose Bowl – will be in its 41st season as the home of the UCLA Bruins football team and its 100th season of overall operation. The stadium is recognized as both a United States National Historic Landmark and a California Historic Civil Engineering landmark. Thanks to a generous donation in 2017 from prominent UCLA alum Tod Spieker and his family, the playing surface is called Spieker Field at the Rose Bowl.

The Rose Bowl was built specifically for football, but has been utilized as a venue for portions of the 1932 Olympic Games' cycling events and was the soccer site for the 1984 Olympics. The Rose Bowl has also played host to five NFL Super Bowls – XI in 1977, XIV in 1980, XVII in 1983, XXI in 1987 and XXVII in 1993. It was a venue for the 1994 World Cup and the 1999 Women's World Cup soccer tournaments, including the championship games. The USA women's soccer team victory over China in the 1999 event drew over 90,000 fans. In addition, the 1983 Army-Navy game was played in the Rose Bowl.

On Jan. 1, 2018 and Jan. 1, 2015, the Rose Bowl served as the site of one of the College Football Playoff semifinal games. In 2014, the Rose Bowl hosted the final BCS Championship contest. It had also played host to the BCS Championship game in 2002, 2006 and 2010.

Considered an ideal concert venue, the Rose Bowl has hosted shows by such groups and artists as Taylor Swift, Beyonce, Jay-Z, Kenny Chesney, Jason Aldean, One Direction, U2, 'N Sync, Eagles, Rolling Stones, Pink Floyd, Michael Jackson, Metallica, Guns and Roses, Depeche Mode and Journey.

The iconic stadium has put the final touches on a \$181 million dollar renovation, and now features a new video board, improved exiting, wider aisles in the end zones and the Terry Donahue Pavilion. The Pavilion area houses the press boxes, broadcast booths, premium seating, boxes and suites. In December of 2015, the radio and TV booths were renamed "The Keith Jackson Broadcast Center". Jackson, the former sportscaster, coined the phrase "The Granddaddy of Them All" for the Rose



Bowl Game. Also added are field level entrances and exits, and additional concession stands and restroom facilities.

Since 2007, UCLA and its opponents have dressed in new locker rooms located underneath the south concourse of the stadium. The locker area features all of the latest amenities to benefit the players, coaches, sports medicine and equipment staffs. In addition, a new media interview room and working press area were included in the upgrades. In 1998, new individual chairs were installed in the seating areas between the end zones. Also, improved seating areas for the physically challenged were installed, as well as a new sound system.

Completed in 1922 at a cost of \$272,198, the Rose Bowl was first used for the USC-California football game that year which was won by the Golden Bears 12-0. The stadium was originally horseshoe shaped and seated 57,000 persons when it hosted the 1923 Rose Bowl Game. The south end zone was enclosed

prior to the 1929 game to increase seating capacity to 76,000. Further enlargements took place in 1932 (83,677) and 1949 (100,807). A record crowd of 106,869 fans witnessed the 1973 Ohio State – USC Rose Bowl contest.

The Rose Bowl has many firsts in its vast history. On Jan. 1, 1927, radio stations across the nation were linked together for the first time in a coast-to-coast broadcast. On Jan. 1, 1954, The UCLA-Michigan State Rose Bowl Game was the first west-to-east color telecast on a nationwide connection.

The Rose Bowl has 77 rows of seats. It measures 880 feet from the north to south rims and 695 feet from east to west. Its circumference around the rim is 2,430 feet, compared to 1,350 feet at field level. It took 28 miles of lumber to provide the original seats. The square footage of the grass on the floor of the stadium is 79,156.

QUICK FACTS

School Information
Founded: 1919
Enrollment: 44,947
Nickname: Bruins
Colors: Blue and Gold
Affiliation: NCAA Division I
Conference: Pac-12
Chancellor: Gene Block
Director of Athletics: Martin Jarmond
Senior Woman Administrator: Dr. Christina Rivera
Senior Associate Athletic Director, Communications: Scott Markley
Faculty Representative: Dr. Michael Teitell
Athletic Department Phone: (310) 825-8699
Ticket Office Phone: (310) 825-2101
Football History
First Season: 1919
All-Time Record: 629-440-37
Bowl Game Selections: 38
National Championships: 1 (1954 - UPI poll)
Conference Championships: 17 (last 1998)
Longest Win Streak: 20 games (1997-98)
South Division Pac-12 Championships: 2 (last 2012)
Stadium Information
Name: Rose Bowl
Field Name: Spieker Field at the Rose Bowl
Location: Pasadena, Calif.
Built: 1922
Surface: Natural Grass
First Year as Home of Bruins: 1982 season
UCLA Record at Rose Bowl: 166-83-2

THIS IS UCLA

The University

In a dynamic, global city, on one of the nation's most beautiful campuses, doors are opened, and anything is possible. UCLA is one of the world's great universities, offering unmatched breadth and depth of scholarship to more than 31,000 undergraduates and nearly 13,000 graduate students. As the No. 1 public university in the nation, it's our mission to move knowledge into action. For over 100 years, our efforts have positively impacted not just those in our communities, but people around the world.

Bruins are a reflection of the university's commitment to excellence, diversity and equal opportunity. According to U.S. News & World Report UCLA enrolls more low income students than any other elite university. One-third of Bruins become first generation college graduates, realizing their parents' dream of creating a better life for the next generation.

Our faculty are among the most recognized and decorated in just about every field. UCLA boasts eight faculty Nobel Prize laureates, 15 MacArthur fellows, 11 National Medal of Science winners and three Pulitzer Prize winners, along with hundreds of recipients of Guggenheim fellowships, Fulbright awards and other academic distinctions. Bruin alumni are Oscar, Grammy, Tony and Emmy winners; philanthropists and public servants; Olympians, professional athletes and coaches; and educators, engineers, bankers, entrepreneurs and astronauts. Founded in 1934, the UCLA Alumni Association serves more than 500,000 living alumni, with a comprehensive array of services, programs and activities.

UCLA ON THE AIR

Bruins on the Radio

The 2022 season is UCLA's 26th season with Clear Channel Radio. This will be the 16th year for the Bruins to be aired on AM 570 LA Sports (or am 1150 KTLK) in Southern California (97.3 FM The Fan in San Diego). The broadcasts are produced by Learfield, UCLA's corporate and media-rights holder. The broadcast includes a pre- and post-game show.

Josh Lewin returns as the voice of the Bruins for a sixth season. Former Bruin quarterback Matt Stevens ('83-86) is set to begin his 26th year on the broadcast team and his 22nd as the analyst in the booth after being welcomed into the So Cal Sports Broadcasters Hall of Fame in 2019. Another Bruin signal caller, Wayne Cook ('91-94) is in his 22nd season as the sideline reporter.

AM 570 LA Sports also provides ancillary programming, including head coach and player interviews during game weeks. The weekly hour-long Bruin Insider Show also returns.

UCLA IMG Sports Network games are available nationally through an agreement with Sirius XM Satellite Radio, the Official Satellite Partner of UCLA Athletics. Games can also be heard, via the internet, at the Varsity App.

Bruins on Television

The Oregon State game in 2009 is the last game not to be aired live (it was on delayed television).


The Pac-12 Networks will air conference games and ancillary programming which feature football coach and player interviews during the season including special features.

Bruins on the Web

UCLA releases, player information and results can be found on the school's official website: www.uclabruins.com. Audio broadcasts of football games are also available on the website.

Follow the Bruins on Facebook (www.facebook.com/uclafootball) and Twitter (www.twitter.com/uclafootball).

Game No. 1 – Sept. 3, 2022
Rose Bowl Stadium (Pasadena, Calif.)
UCLA 45, Bowling Green 17



UCLA scored 38 unanswered points from the second quarter on and rolled to a season-opening 45-17 victory over Bowling Green at the Rose Bowl.

Redshirt senior quarterback Dorian Thompson-Robinson totaled four touchdowns, two apiece in the air and on the ground, while passing for 298 yards. Senior running back Zach Charbonnet added 111 yards rushing on 21 carries with a touchdown.

Overall, UCLA totaled 626 yards of offense to Bowling Green's 162. The margin was especially strong in the rushing game, with the Bruins accruing 269 rushing yards as a team, compared to 37 for the visitors. Kazmeir Allen (10 receptions, 85 yards, touchdown) and Josiah Norwood (five receptions, 63 yards, touchdown) led the receiving corps.

Defensively, the Bruins racked up nine tackles for loss while limiting Bowling Green to under 200 yards total offense. Defensive back Mo Osling III, linebacker JonJon Vaughns, and defensive back Kenny Churchwell III each finished with a co-team-high five tackles.

Bowling Green 10 7 0 0 --17
 UCLA 7 17 7 14 --45
 Weather: Sunny 100 F/Attn.: 27,143

First Quarter

13:46 BGSU - #13 C.Rosser 11 yd blocked punt return (#93 M.Lawler kick), 01:14
 12:20 UCLA - #1 D.Thompson-Robinson 68 yd rush (#2 N.Barr-Mira kick), 3-75, 01:26
 04:29 BGSU - #93 M.Lawler 24 yd FG, 4-5, 01:13

Second Quarter

13:43 BGSU - #88 C.Sims 22 yd pass from #3 M.McDonald (#93 M.Lawler kick), 8-73, 02:31
 08:28 UCLA - #2 N.Barr-Mira 24 yd FG, 10-59, 05:15
 04:04 UCLA - #19 K.Allen 20 yd pass from #1 D.Thompson-Robinson (#2 N.Barr-Mira kick), 8-61, 02:58
 02:18 UCLA - #22 K.Jones 52 yd pass from #1 D.Thompson-Robinson (#2 N.Barr-Mira kick), 1-52, 00:13

Third Quarter

11:03 UCLA - #24 Z.Charbonnet 4 yd rush (#2 N.Barr-Mira kick), 8-58, 02:20

Fourth Quarter

14:54 UCLA - #1 D.Thompson-Robinson 8 yd rush (#2 N.Barr-Mira kick), 9-47, 02:45
 04:21 UCLA - #14 J.Norwood 50 yd pass from #4 E.Garbers (#2 N.Barr-Mira kick), 7-68, 02:44

BGSU	UCLA
9	29
25/37	45/269
125	357
17/36/0	35/47/1
61/162	92/626
2/1	2/1
5/45	9/60
25:12	34:48
2/16	10/19
2/8	2/11
1/1	4/5

Individual Leaders

Rushing - Charbonnet (UCLA) 21-111, J. Johnson (BGSU) 10-45; Passing - Thompson-Robinson (UCLA) 32-43-1-298-2, McDonald (BGSU) 17-34-0-125-1; Receiving - Allen (UCLA) 10-85, Lewis (BGSU) 3-33, Sims (BGSU) 4-33; Tackles - Daniels (BGSU) 10, Sipp (BGSU) 10, Churchwell (UCLA) 5, Osling (UCLA) 5, Vaughns (UCLA) 5.

Game No. 2 – Sept. 10, 2022
Rose Bowl Stadium (Pasadena, Calif.)
UCLA 45, Alabama State 7



It was a day for career firsts as the UCLA football team scored 31 unanswered points to walk away with a 45-7 victory over Alabama State at the Rose Bowl.

Running backs Christian Grubb and T.J. Harden and quarterback Ethan Garbers each recorded their first career rushing touchdowns while tight end Hudson Habermehl caught his first receiving touchdown. Defensively, corner backs Jaylin Davies and D.J. Justice picked their first career interceptions.

The Bruins totaled 485 yards of total offense, 265 through the air and 220 on the ground, while UCLA's defensive unit forced three turnovers on two interceptions and a fumble recovery.

Alabama State quarterback Myles Crawley was 16-for-27 for 177 yards and a touchdown in his two-and-a-half quarters of play.

Garbers, who entered the game under center at the top of the second quarter for Dorian Thompson-Robinson, threw for 164 yards on 14-for-18 pass attempts. Garbers called his number twice at the goal line for two rushing scores, both coming at the end of the second quarter.

Alabama State 0 7 0 0 --7
 UCLA 14 17 7 7 --45
 Weather: Cloudy 78 F/Attn.: 33,727

First Quarter

07:58 UCLA - #1 J.Hixon 21 yd pass from #7 M.Crawley (#52 N.Eichner kick), 8-60, 02:43
 04:53 UCLA - #81 H.Habermehl 25 yd pass from #1 D.Thompson-Robinson (#2 N.Barr-Mira kick), 1-25, 00:07

Second Quarter

13:53 ALST - #1 J.Hixon 21 yd pass from #7 M.Crawley (#52 N.Eichner kick), 8-60, 02:43
 10:39 UCLA - #4 E.Garbers 5 yd rush (#2 N.Barr-Mira kick), 11-70, 03:09
 02:43 UCLA - #2 N.Barr-Mira 19 yd FG, 11-83, 04:14
 01:02 UCLA - #4 E.Garbers 2 yd rush (#2 N.Barr-Mira kick), 6-62, 00:42

Third Quarter

12:23 UCLA - #25 T.Harden 13 yd rush (#2 N.Barr-Mira kick), 8-70, 02:33

Fourth Quarter

13:24 UCLA - #32 C.Grubb 7 yd rush (#97 J.Firebaugh Jr. kick), 5-55, 01:23

ALST	UCLA
18	28
36/87	38/220
223	265
18/32/2	23/30/1
68/310	68/485
3/1	0/0
8/71	6/65
35:48	24:12
7/17	4/9
0/0	3/24
0/1	6/7

Individual Leaders

Rushing - Harden (UCLA) 7-56, Dunn (ALST) 5-28; Passing - Crawley (ALST) 16-27-1-177-1, Garbers (UCLA) 14-18-1-164-0; Receiving - Edmonds (ALST) 3-66, Ryan (UCLA) 3-58; Tackles - I. Davis (ALST) 8, J. Scott (ALST) 8, Gr. Murphy (UCLA) 6.

Game No. 3 – Sept. 17, 2022
Rose Bowl Stadium (Pasadena, Calif.)
UCLA 32, South Alabama 31



Nicholas Barr-Mira kicked a 24-yard field goal as time expired to lead UCLA to a 32-31 comeback victory over South Alabama at the Rose Bowl.

Redshirt senior wide receiver Jake Bobo paced the Bruins offensively, making five catches for 89 yards and a touchdown, his first as a Bruin.

Redshirt senior quarterback Dorian Thompson-Robinson finished with 263 yards passing and three touchdowns.

UCLA found itself down 31-23 at the end of the third quarter but closed the gap at the top of the fourth quarter with an eight-yard touchdown pass from Thompson-Robinson to Logan Loya on fourth down. Thompson-Robinson's two-point conversion rushing attempt fell just short, however, keeping South Alabama ahead, 31-29, with 12:25 remaining in the game.

Tanner McGee was sacked by Carl Jones for a loss of 11 yards to end South Alabama's final offensive drive, giving the Bruins the ball on the 33 with 2:52 to play. A pair of 20+-yard passes by Thompson-Robinson helped the Bruins get into field goal range for Barr-Mira's heroics.

South Alabama 10 7 14 0 --31
 UCLA 6 7 10 9 --32
 Weather: Sunny 69 F/Attn.: 29,344

First Quarter

12:15 UCLA - #2 N.Barr-Mira 38 yd FG, 4-1, 00:56
 08:51 USA - #29 M.Lee 1 yd rush (#36 D.Guajardo kick), 9-75, 03:24
 04:22 UCLA - #2 N.Barr-Mira 49 yd FG, 10-59, 04:24
 01:18 USA - #36 D.Guajardo 38 yd FG, 9-55, 03:04

Second Quarter

05:54 USA - #3 L.Webb 9 yd rush (#36 D.Guajardo kick), 12-80, 06:31
 03:25 UCLA - #9 J.Bobo 9 yd pass from #1 D.Thompson-Robinson (#2 N.Barr-Mira kick), 6-69, 02:29

Third Quarter

13:22 UCLA - #0 K.Brown 11 yd pass from #1 D.Thompson-Robinson (#2 N.Barr-Mira kick), 4-75, 01:38
 04:46 UCLA - #2 N.Barr-Mira 28 yd FG, 13-56, 05:11
 01:43 USA - #29 M.Lee 1 yd rush (#36 D.Guajardo kick), 8-67, 02:58
 00:57 USA - #4 C.Lacy 4 yd pass from #2 C.Bradley (#36 D.Guajardo kick), 2-6, 00:27

Fourth Quarter

12:25 UCLA - #17 L.Loya 8 yd pass from #1 D.Thompson-Robinson (#1 D.Thompson-Robinson rush failed), 10-68, 03:26
 00:00 UCLA - #2 N.Barr-Mira 24 yd FG, 10-61, 02:52

USA	UCLA
22	23
34/162	37/144
237	263
26/36/1	20/30/0
70/399	67/407
1/1	3/2
4/35	4/42
32:57	27:03
9/14	7/13
0/0	1/11
5/5	6/7

Individual Leaders

Rushing - L. Webb (USA) 16-124, Charbonnet (UCLA) 13-78; Passing - Thompson-Robinson (UCLA) 20-30-0-263-3, Bradley (USA) 26-36-1-237-1; Receiving - Bobo (UCLA) 5-89, Wayne (USA) 7-76; Tackles - Muasau (UCLA) 10, Jordan (USA) 7.

Game No. 4 – Sept. 24, 2022
Folsom Field (Boulder, Colo.)
UCLA 45, Colorado 17



Quarterback Dorian Thompson-Robinson passed for 234 yards and two touchdowns while running back Zach Charbonnet found the end zone three times on just nine carries as UCLA recorded a dominant 45-17 win over Colorado at Folsom Field.

The Bruins never trailed, scoring the first 14 points of the game. The Buffaloes managed to put 10 points on the board in the second quarter, but UCLA pulled away with a dominant second half, outscoring the hosts 24-7.

Thompson-Robinson dissected the Colorado secondary all game, completing 19 of 23 passes. Thompson-Robinson added 56 yards on the ground.

Charbonnet meanwhile was just as efficient, needing just nine carries to reach 104 yards and three touchdowns. He broke off for long touchdown runs of 35 and 46 yards.

Defensively, UCLA limited Colorado to just 309 yards of total offense, including 51 yards on the ground. Particular standouts on the defensive end included linebacker Laiatu Latu (three sacks), linebacker JonJon Vaughns (team-high seven tackles and a pass breakup), and linebacker Carl Jones Jr. (interception).

UCLA	14	7	17	7	--45
Colorado	0	10	0	7	--17

Weather: Sunny 72 F/Attn.: 42,848

First Quarter

06:18 UCLA - #12 M.Sykes 24 yd pass (#2 N.Barr-Mira kick), 6-64, 02:37
00:46 UCLA - #24 Z.Charbonnet 35 yd run (#2 N.Barr-Mira kick), 7-95, 1:46

Second Quarter

12:12 COLO - #36 C.Becker 35 yd FG, 10-58, 3:34
9:00 UCLA - #24 Z.Charbonnet 13 yd run (#2 N.Barr-Mira kick), 7-75, 3:12
00:19 COLO - #7 O.McCown 2 yd run (#36 C.Becker kick), 9-74, 3:38

Third Quarter

13:23 UCLA - #24 Z.Charbonnet 46 yd run (#2 N.Barr-Mira kick), 4-75, 1:37
7:48 UCLA - #2 N.Barr-Mira 44 yd FG, 4-5, 1:18
6:03 UCLA - #7 C.Yankoff 2 yd pass (#2 N.Barr-Mira kick), 2-30, 0:48

Fourth Quarter

14:56 UCLA - #7 C.Yankoff 3 yd pass (#97 J.Firebaugh Jr. kick), 5-39, 1:06
2:59 COLO - #4 J.Tyson 8 yd pass (#36 C.Becker kick), 15-85, 6:36

UCLA	COLO
25	19
34/249	34/51
266	258
22/29/0	26/42/1
63/515	76/309
0/0	2/1
8/70	5/40
25:53	34:07
4/9	5/17
5/39	1/9
4/4	3/3

Individual Leaders

Rushing - Charbonnet (UCLA) 9-104, C. Offerdahl (COLO) 14-47; Passing - Thompson-Robinson (UCLA) 19-23-0-234-2, McCown (COLO) 26-42-1-258-1; Receiving - Arias (COLO) 4-82, Bobo (UCLA) 4-53; Tackles - Perry (COLO) 8, Vaughns (UCLA) 7.

Game No. 5 – Sept. 30, 2022
Rose Bowl Stadium (Pasadena, Calif.)
UCLA 40, Washington 32



Quarterback Dorian Thompson-Robinson threw for 315 yards and three touchdowns, connecting with redshirt-senior Jake Bobo six times for 142 yards and two touchdowns in UCLA's 40-32 win over No. 15 Washington at the Rose Bowl.

The Huskies struck first, but the Bruins fought back and did not trail again after the 9:50 mark in the second quarter. UCLA exploded for 17-consecutive points in the second period and extended its lead in the third, outscoring its Pac-12 foe in three of the four quarters in the contest. The Huskies attempted a late comeback but fell short as UCLA ran out the clock with solid game management and key first down plays.

Thompson-Robinson found his stride in the second quarter, throwing touchdowns on consecutive plays to give UCLA 14 quick points. Junior Kam Brown and Zach Charbonnet added a touchdown apiece in the game. Charbonnet rushed for 124 yards and added 56 receiving yards.

Washington	7	3	6	16	--32
UCLA	9	17	14	0	--40

Weather: Sunny 70 F/Attn.: 41,343

First Quarter

10:28 WASH - #1 R.Odunze 33 yd pass from #9 M.Penix Jr. (#47 P.Henry kick), 10-75, 04:32
07:06 UCLA - SAFETY, 00:54
02:54 UCLA - #24 Z.Charbonnet 1 yd rush (#2 N.Barr-Mira kick), 11-93, 04:08

Second Quarter

12:41 WASH - #47 P.Henry 50 yd FG, 12-43, 05:13
09:50 UCLA - #9 J.Bobo 12 yd pass from #1 D.Thompson-Robinson (#2 N.Barr-Mira kick), 7-75, 02:45
08:02 UCLA - #0 K.Brown 15 yd pass from #1 D.Thompson-Robinson (#2 N.Barr-Mira kick), 1-15, 00:06
02:29 UCLA - #2 N.Barr-Mira 24 yd FG, 9-62, 03:38

Third Quarter

11:35 UCLA - #1 D.Thompson-Robinson 2 yd rush (#2 N.Barr-Mira kick), 9-75, 03:25
05:40 WASH - #11 J.McMillan 19 yd pass from #9 M.Penix Jr. (#2 J.Polk pass from #9 M.Penix Jr. failed), 13-75, 05:55
03:46 UCLA - #9 J.Bobo 39 yd pass from #1 D.Thompson-Robinson (#2 N.Barr-Mira kick), 4-65, 01:48

Fourth Quarter

12:03 WASH - #83 D.Culp 4 yd pass from #9 M.Penix Jr. (#2 J.Polk rush), 12-78, 06:36
4th 03:59 WASH - #1 R.Odunze 9 yd pass from #9 M.Penix Jr. (#11 J.McMillan pass from #9 M.Penix Jr.), 12-93, 03:59

WASH	UCLA
24	27
23/65	39/184
345	315
33/49/2	24/33/0
72/410	72/499
1/0	1/0
9/98	7/39
31:24	28:36
8/15	10/14
1/7	2/16
3/3	5/7

Individual Leaders

Rushing - Charbonnet (UCLA) 22-124, Taulapapa (WASH) 10-48; Passing - Penix (WASH) 33-48-2-345-4, Thompson-Robinson (UCLA) 24-33-0-315-3; Receiving - Bobo (UCLA) 6-142, Odunze (WASH) 8-116; Tackles - Cook (WASH) 11, Fabicianan (WASH) 11, Muasau (UCLA) 9.

Game No. 6 – Oct. 8, 2022
Rose Bowl Stadium (Pasadena, Calif.)
UCLA 42, Utah 32



Dorian Thompson-Robinson completed 18 of 23 passes for 299 yards and four touchdowns to lead the No. 18-ranked UCLA football team past No. 11-ranked Utah, 42-32, at the Rose Bowl.

Zach Charbonnet totaled 198 rushing yards on 22 carries and scored one rushing touchdown as

UCLA continued its best start to a football season since 2005, when the Bruins opened that year with an 8-0 mark.

Charbonnet crossed the 100-yard rushing plateau for the fourth time in six games this season.

Thompson-Robinson's 70-yard touchdown pass to Logan Loya, midway through the fourth quarter, set the new school record for most career touchdown passes (76, eclipsing Brett Hundley's 75 touchdowns).

In all, Thompson-Robinson accounted for five touchdowns – four passing touchdown and one on the ground.

Utah	0	10	8	14	--32
UCLA	7	7	14	14	--42

Weather: Sunny 83 F/Attn.: 42,038

First Quarter

00:10 UCLA - #1 D.Thompson-Robinson 7 yd rush (#2 N.Barr-Mira kick), 7-97, 03:20

Second Quarter

10:00 Utah - #67 J.Noyes 23 yd FG, 11-70, 05:10
07:34 UCLA - #9 J.Bobo 7 yd pass from #1 D.Thompson-Robinson (#2 N.Barr-Mira kick), 6-75, 02:26
03:14 Utah - #9 T.Thomas 5 yd rush (#67 J.Noyes kick), 8-84, 04:15

Third Quarter

10:50 UCLA - #0 K.Brown 5 yd pass from #1 D.Thompson-Robinson (#2 N.Barr-Mira kick), 9-48, 04:03
05:01 Utah - #7 C.Rising 6 yd rush (#7 C.Rising rush), 11-75, 05:49
01:07 UCLA - #9 J.Bobo 10 yd pass from #1 D.Thompson-Robinson (#2 N.Barr-Mira kick), 8-75, 03:54

Fourth Quarter

11:39 Utah - #7 C.Rising 9 yd rush (#67 J.Noyes kick), 10-75, 04:28
11:17 UCLA - #17 L.Loya 70 yd pass from #1 D.Thompson-Robinson (#2 N.Barr-Mira kick), 2-61, 00:15
09:26 UCLA - #24 Z.Charbonnet 1 yd rush (#2 N.Barr-Mira kick), 1-1, 00:04
00:31 Utah - #1 C.Phillips 80 yd interception return (#67 J.Noyes kick), 05:34

UTAH	UCLA
31	21
43/192	38/203
287	299
23/34/1	18/23/1
77/479	61/502
1/1	0/0
4/29	11/68
33:51	26:09
7/13	5/9
2/12	2/12
4/4	5/6

Individual Leaders

Rushing - Charbonnet (UCLA) 22-198, Thomas (UTAH) 10-48; Passing - Thompson-Robinson (UCLA) 18-23-1-299-4, Rising (UTAH) 23-32-1-287-0; Receiving - Vele (UTAH) 6-87, Loya (UCLA) 1-70; Tackles - Hubert (UTAH) 11, Osling (UCLA) 10.

Game No. 7 – Oct. 22, 2022
Autzen Stadium (Eugene, Ore.)
Oregon 45, UCLA 30



UCLA football dropped its first contest of the season in a 45-30 loss at Oregon. UCLA allowed a season-high 545 yards in the loss.

Senior Zach Charbonnet rushed for 151 yards on 20 attempts in the game, punching in a touchdown in the fourth quarter. The running back added 28 receiving yards on four

receptions in as many targets.

Redshirt senior Dorian Thompson-Robinson finished the game with 262 yards and two touchdowns on 27-39 passing. The UCLA play-caller found redshirt senior Jake Bobo on eight occasions in 10 tries for 101 yards and a touchdown.

Oregon's second quarter made the difference for the Ducks as they put up a four-touchdown performance in the period. Oregon quarterback Bo Nix threw three touchdowns as the Ducks outscored UCLA 28-10 in the quarter.

UCLA 3 10 3 14 --30

Oregon 3 28 7 7 --45

Weather: Cloudy 57 F/Attn.: 59,962

First Quarter

10:36 ORE - #49 C.Lewis 44 yd FG, 10-49, 04:24

04:09 UCL - #2 N.Barr-Mira 47 yd FG, 14-46, 06:27

Second Quarter

14:56 ORE - #3 T.Ferguson 17 yd pass from #10 B.Nix (#49 C.Lewis kick), 10-71, 04:02

12:38 UCL - #22 K.Jones 36 yd pass from #1 D.Thompson-Robinson (#2 N.Barr-Mira kick), 7-75, 02:18

10:49 ORE - #11 T.Franklin 49 yd pass from #10 B.Nix (#49 C.Lewis kick), 5-75, 01:49

06:34 ORE - #20 J.James 2 yd rush (#49 C.Lewis kick), 8-54, 04:14

03:10 UCL - #2 N.Barr-Mira 44 yd FG, 8-49, 03:24

00:06 ORE - #11 T.Franklin 2 yd pass from #10 B.Nix (#49 C.Lewis kick), 10-88, 02:58

Third Quarter

09:27 UCL - #2 N.Barr-Mira 33 yd FG, 13-53, 05:33

01:52 ORE - #84 C.McCormick 17 yd pass from #10 B.Nix (#49 C.Lewis kick), 15-82, 07:30

Fourth Quarter

13:56 UCL - #24 Z.Charbonnet 1 yd rush (#2 N.Barr-Mira kick), 10-69, 02:49

11:37 ORE - #0 B.Irving 37 yd pass from #10 B.Nix (#49 C.Lewis kick), 6-75, 02:19

04:11 UCL - #9 J.Bobo 22 yd pass from #1 D.Thompson-Robinson (#2 N.Barr-Mira kick), 8-60, 01:58

UCLA	ORE
26	31
30/186	Carries/Net Yards Rushing 46/262
262	Net Yards Passing 283
27/39/1	Pass Comp/Att/Int 22/28/0
69/448	Total Plays/Total Yards 74/545
0/0	Fumbles/Fumbles Lost 0/0
6/65	Penalties 8/50
26:34	Time of Possession 33:26
6/12	Third Down Conversion/Att 6/12
0/0	Sacks/Yds 0/0
3/4	Red Zone 4/5

Individual Leaders

Rushing - Charbonnet (UCLA) 20-151, Irving (ORE) 19-107; Passing - Nix (ORE) 22-28-0-283-5, Thompson-Robinson (UCLA) 27-39-1-262-2; Receiving - Franklin (ORE) 8-132, Bobo (UCLA) 8-101; Tackles - Osling (UCLA) 15, S. Stephens (ORE) 7.

Game No. 8 – Oct. 29, 2022
Rose Bowl Stadium (Pasadena, Calif.)
UCLA 38, Stanford 13



Running back Zach Charbonnet tied his career high with 198 rushing yards and three touchdowns, leading No. 12 UCLA to a 38-13 Homecoming game victory over Stanford. Charbonnet also had five receptions for 61 receiving yards, and quarterback Dorian Thompson-Robinson was 18-29 for 199 yards passing and rushed for 50 yards and

one touchdown.

After Stanford scored a field goal on its first possession, the Bruins rolled off 24 unanswered points. The UCLA defense surrendered 270 yards of total offense, including just 151 through three quarters. The Cardinal would not find the end zone until the fourth.

Darius Muasau's first-quarter interception set up Charbonnet's initial score, a 23-yard run. Each of the Bruins' touchdowns came on the ground, with Kazmeir Allen joining Charbonnet and Thompson-Robinson when he scampered 72 yards to make the score 38-6. UCLA piled up 324 rushing yards on the night.

Stanford 3 3 0 7 --13

UCLA 14 10 7 7 --38

Weather: Clear 66 F/Attn.: 43,850

First Quarter

10:35 STAN - #43 J.Karty 22 yd FG, 11-61, 04:25

06:05 UCLA - #1 D.Thompson-Robinson 3 yd rush (#2 N.Barr-Mira kick), 12-75, 04:30

05:45 UCLA - #24 Z.Charbonnet 23 yd rush (#2 N.Barr-Mira kick), 1-23, 00:06

Second Quarter

12:57 UCLA - #2 N.Barr-Mira 31 yd FG, 13-73, 04:16

04:26 UCLA - #24 Z.Charbonnet 1 yd rush (#2 N.Barr-Mira kick), 11-80, 05:34

01:23 STAN - #43 J.Karty 49 yd FG, 4-1, 01:32

Third Quarter

00:03 UCLA - #24 Z.Charbonnet 37 yd rush (#2 N.Barr-Mira kick), 8-58, 03:13

Fourth Quarter

10:29 UCLA - #19 K.Allen 72 yd rush (#2 N.Barr-Mira kick), 6-99, 02:40

04:11 STAN - #84 B.Yurosek 2 yd pass from #18 T.McKee (#43 J.Karty kick), 14-75, 06:18

STAN	UCLA
18	26
34/145	Carries/Net Yards Rushing 45/324
125	Net Yards Passing 199
15/31/1	Pass Comp/Att/Int 18/29/0
65/270	Total Plays/Total Yards 74/523
1/0	Fumbles/Fumbles Lost 3/1
3/25	Penalties 6/50
31:27	Time of Possession 28:33
4/13	Third Down Conversion/Att 5/15
3/27	Sacks/Yds 4/14
2/2	Red Zone 3/4

Individual Leaders

Rushing - Charbonnet (UCLA) 21-198, Daniels (STAN) 5-51; Passing - Thompson-Robinson (UCLA) 18-29-0-199-0, McKee (STAN) 13-29-1-115-1; Receiving - Charbonnet (UCLA) 5-61, Yurosek (STAN) 5-32; Tackles - Bailey (STAN) 9, Muasau (UCLA) 6, Vaughns (UCLA) 6.

Game No. 9 – Nov. 5, 2022
Sun Devil Stadium (Tempe, Ariz.)
UCLA 50, Arizona State 36



Quarterback Dorian Thompson-Robinson threw for 169 yards and registered a career-best 120 rushing yards to lead the No. 10-ranked UCLA football team past Arizona State, 50-36, in a Pac-12 contest at Sun Devil Stadium.

Thompson-Robinson accounted for four touchdowns – two on the ground

and two in the air – finishing with 289 all-purpose yards.

The Bruins outgained the Sun Devils in overall yardage by a 571 to 468 margin, racking up 402 total rushing yards. Kazmeir Allen (137 yards), Thompson-Robinson (120), Keegan Jones (98) and Colson Yankoff (48) each finished with career highs in single-game rushing yards. UCLA's 402 total rushing yards marked the program's highest single-game rushing total since 2010.

Arizona State quarterback Trenton Bourguet completed 38 of 49 passes for 349 yards and two touchdowns.

UCLA 14 14 14 8 --50

Arizona State 10 0 15 11 --36

Weather: Clear 58 F/Attn.: 51,265

First Quarter

11:19 ASU - #3 C.Brown 25 yd FG, 8-33, 03:33

08:54 UCLA - #1 D.Thompson-Robinson 14 yd rush (#2 N.Barr-Mira kick), 7-75, 02:25

02:41 ASU - #80 M.Swinson 3 yd pass from #16 T.Bourguet (#3 C.Brown kick), 12-75, 06:07

00:32 UCLA - #22 K.Jones 3 yd pass from #1 D.Thompson-Robinson (#2 N.Barr-Mira kick), 5-77, 02:01

Second Quarter

09:43 UCLA - #22 K.Jones 10 yd rush (#2 N.Barr-Mira kick), 5-91, 01:43

00:33 UCLA - #86 M.Ezeike 9 yd pass from #1 D.Thompson-Robinson (#2 N.Barr-Mira kick), 16-90, 05:48

Third Quarter

10:03 LA - #1 D.Thompson-Robinson 4 yd rush (#2 N.Barr-Mira kick), 10-65, 03:16

06:15 ASU - #2 E.Badger 7 yd pass from #16 T.Bourguet (#1 X.Valladay pass from #16 T.Bourguet), 8-75, 03:48

06:03 LA - #19 K.Allen 75 yd rush (#2 N.Barr-Mira kick), 1-75, 00:12

00:30 ASU - #1 X.Valladay 1 yd rush (#3 C.Brown kick), 10-75, 05:33

Fourth Quarter

11:09 ASU - #3 C.Brown 36 yd FG, 7-36, 03:22

06:24 ASU - #1 X.Valladay 1 yd rush (#82 A.Johnson pass from #16 T.Bourguet), 8-69, 02:34

02:30 LA - #7 C.Yankoff 1 yd rush (#2 T.Mokiao-Atimalala pass from #1 D.Thompson-Robinson), 7-74, 03:48

UCLA	ASU
24	30
42/402	Carries/Net Yards Rushing 31/119
169	Net Yards Passing 349
13/20/1	Pass Comp/Att/Int 38/49/1
62/571	Total Plays/Total Yards 80/468
2/1	Fumbles/Fumbles Lost 0/0
6/75	Penalties 6/65
23:48	Time of Possession 35:42
9/11	Third Down Conversion/Att 5/13
3/26	Sacks/Yds 2/10
6/6	Red Zone 6/7

Individual Leaders

Rushing - Allen (UCLA) 11-137, Valladay (ASU) 20-92; Passing - T. Bourguet (ASU) 38-49-1-349-2, Thompson-Robinson (UCLA) 13-20-1-169-2; Receiving - Valladay (ASU) 10-89, Bobo (UCLA) 3-64; Tackles - Muasau (UCLA) 12, Bethley (ASU) 11.

Game No. 10 – Nov. 12, 2022
Rose Bowl Stadium (Pasadena, Calif.)
Arizona 34, UCLA 28



A last-minute comeback attempt by UCLA fell short in the back of the end zone, as Arizona held on for a 34-28 victory at the Rose Bowl.

Trailing by six with 1:04 to play, UCLA quarterback Dorian Thompson-Robinson orchestrated a drive to the Arizona 29, but the drive stalled there after four straight passes fell incomplete, the final one going just beyond Jake Bobo's reach outside of the back of the end zone.

Arizona jumped to a 14-0 lead in the first quarter, scoring two touchdowns on its first three drives. The Bruins took their only lead of the game, 28-24, on a Zach Charbonnet five-yard run with 10:22 left in the game. The Wildcats, though, came right back to regain the lead, 31-28.

Charbonnet finished the contest with 181 yards rushing and three touchdowns on 24 carries. Thompson-Robinson threw for 245 yards and a touchdown on 26-of-39 passing.

Arizona	14	7	0	13	--34
UCLA	0	14	7	7	--28

Weather: Clear 53 F/Attn.: 44,430

First Quarter

08:47 ARIZ - #6 M.Wiley 10 yd rush (#33 T.Loop kick), 7-55, 03:15

03:50 ARIZ - #6 M.Wiley 22 yd pass from #7 J.de Laura (#33 T.Loop kick), 7-63, 03:01

Second Quarter

13:12 UCLA - #24 Z.Charbonnet 1 yd rush (#2 N.Barr-Mira kick), 12-73, 04:43

08:11 UCLA - #81 H.Habermehl 51 yd pass from #1 D.Thompson-Robinson (#2 N.Barr-Mira kick), 5-99, 01:34

02:01 ARIZ - #7 J.de Laura 3 yd rush (#33 T.Loop kick), 10-75, 06:10

Third Quarter

03:38 UCLA - #24 Z.Charbonnet 1 yd rush (#2 N.Barr-Mira kick), 12-89, 04:40

Fourth Quarter

13:20 ARIZ - #33 T.Loop 35 yd FG, 10-57, 05:18

10:22 UCLA - #24 Z.Charbonnet 5 yd rush (#2 N.Barr-Mira kick), 9-65, 02:58

06:34 ARIZ - #4 T.McMillan 17 yd pass from #7 J.de Laura (#33 T.Loop kick), 8-82, 03:41


01:07 ARIZ - #33 T.Loop 23 yd FG, 9-30, 04:40

ARIZ		UCLA
22	First Downs	26
36/124	Carries/Net Yards Rushing	37/219
312	Net Yards Passing	245
23/29/0	Pass Comp/Att/Int	26/39/0
65/436	Total Plays/Total Yards	76/464
2/0	Fumbles/Fumbles Lost	1/1
3/32	Penalties	4/23
34:20	Time of Possession	25:40
5/12	Third Down Conversion/Att	4/12
3/15	Sacks/Yds	3/29
6/6	Red Zone	3/3

Individual Leaders

Rushing - Charbonnet (UCLA) 24-181, Wiley (ARIZ) 21-97; Passing - de Laura (ARIZ) 22-28-0-315-2, Thompson-Robinson (UCLA) 26-39-0-245-1; Receiving - Cowing (ARIZ) 9-118, Habermehl (UCLA) 3-64; Tackles - Osling (UCLA) 12, Manu (ARIZ) 10.

Game No. 11 – Nov. 19, 2022
Rose Bowl Stadium (Pasadena, Calif.)
USC 48, UCLA 45



No. 16 UCLA dropped a 48-45 heartbreaker to No. 7/6 USC in front of a sold out crowd at the Rose Bowl.

Dorian Thompson-Robinson accounted for all six UCLA touchdowns – four in the air and two on the ground – finishing with 390 total offense yards. He lost a fumble and was intercepted three times.

USC's Caleb Williams threw for 470 yards (32-for-43) with two TDs and one INT. He also ran for a score and rushed for 33 yards to tally a career-high 503 yards of offense.

Offensively, UCLA was led by Zach Charbonnet's 95 rushing yards (on 19 carries) and Jake Bobo's 76 receiving yards (four receptions). Michael Ezeike racked up three receiving TDs. Stephan Blaylock had a game-high 11 total tackles to pace the Bruins' defense.

USC	0	20	14	14	--48
UCLA	14	7	10	14	--45

Weather: Clear 66 F/Attn.: 70,865

First Quarter

02:29 UCLA - #1 D.Thompson-Robinson 1 yd rush (#2 N.Barr-Mira kick), 14-80, 04:53

01:47 UCLA - #86 M.Ezeike 30 yd pass from #1 D.Thompson-Robinson (#2 N.Barr-Mira kick), 1-30, 00:07

Second Quarter

11:52 USC - #13 C.Williams 6 yd rush (#46 D.Lynch kick), 10-75, 04:55

05:45 USC - #46 D.Lynch 44 yd FG, 7-72, 03:13

03:48 UCLA - #1 D.Thompson-Robinson 1 yd rush (#2 N.Barr-Mira kick), 6-63, 01:53

01:42 USC - #6 A.Jones 8 yd rush (#46 D.Lynch kick), 5-79, 01:59

2nd 00:00 USC - #46 D.Lynch 49 yd FG, 3-15, 00:14

Third Quarter

10:32 UCLA - #2 N.Barr-Mira 46 yd FG, 11-47, 04:28

08:50 USC - #3 J.Addison 35 yd pass from #13 C.Williams (#46 D.Lynch kick), 4-65, 01:42

06:36 USC - #6 A.Jones 2 yd rush (#46 D.Lynch kick), 2-9, 00:48

03:46 UCLA - #86 M.Ezeike 6 yd pass from #1 D.Thompson-Robinson (#2 N.Barr-Mira kick), 8-85, 02:45

Fourth Quarter

14:51 USC - #81 K.Ford 16 yd pass from #13 C.Williams (#46 D.Lynch kick), 8-75, 03:55

14:35 UCLA - #19 K.Allen 55 yd pass from #1 D.Thompson-Robinson (#2 N.Barr-Mira kick), 1-55, 00:11

09:10 USC - #22 D.Barlow 6 yd rush (#46 D.Lynch kick), 10-75, 05:25

06:38 UCLA - #86 M.Ezeike 3 yd pass from #1 D.Thompson-Robinson (#2 N.Barr-Mira kick), 8-75, 02:32

USC		UCLA
30	First Downs	27
38/179	Carries/Net Yards Rushing	37/204
470	Net Yards Passing	309
32/43/1	Pass Comp/Att/Int	23/38/3
81/649	Total Plays/Total Yards	75/513
1/0	Fumbles/Fumbles Lost	2/1
5/44	Penalties	6/35
35:20	Time of Possession	24:40
4/10	Third Down Conversion/Att	7/13
1/12	Sacks/Yds	2/15
5/8	Red Zone	4/4

Individual Leaders

Rushing - Jones (USC) 21-120, Charbonnet (UCLA) 19-95; Passing - Ca. Williams (USC) 32-43-1-470-2, Thompson-Robinson (UCLA) 23-38-3-309-4; Receiving - Addison (USC) 11-178, Bobo (UCLA) 4-76; Tackles - Blaylock (UCLA) 11, Lee (USC) 9.

Game No. 12 – Nov. 25, 2022
California Memorial Stadium (Berkeley, Calif.)
UCLA 35, California 28



No. 17 UCLA ran past California for a 35-28 win at California Memorial Stadium. It is the first time UCLA has finished the regular season with nine or more wins since 2014. The win also marked the fifth for the Bruins in the last six games against Cal.

UCLA had a season-high 64 rushes for 352 yards (second-most in

2022), paced by Zach Charbonnet's 119 yards and one touchdown on 24 carries (5.0 yards per carry). It was a committee effort on the ground as freshman T.J. Harden had career-highs in carries (12) and rushing yards (89), as did redshirt junior Colson Yankoff (11 carries for 59 yards). Dorian Thompson-Robinson rushed 14 times for 88 yards and a pair of touchdowns. UCLA has rushed for 200 yards or more in each of the past five games and nine times overall this season (the first since 1995).

Thompson-Robinson also went 21-for-30 through the air for 189 yards and one score with no interceptions. A total of 10 different Bruins caught a pass from DTR, led by Jake Bobo's seven catches for 62 yards and one TD.

UCLA	7	10	7	11	--35
California	7	14	0	7	--28

Weather: Sunny 67 F/Attn.: 36,221

First Quarter

07:04 UCLA - #9 J.Bobo 5 yd pass from #1 D.Thompson-Robinson (#2 N.Barr-Mira kick), 8-55, 03:10

00:16 CAL - #7 J.Sturdivant 46 yd pass from #13 J.Plummer (#30 D.Longhetto kick), 7-80, 02:59

Second Quarter

09:33 UCLA - #2 N.Barr-Mira 23 yd FG, 15-65, 05:36

04:37 CAL - #3 J.Hunter 38 yd pass from #13 J.Plummer (#30 D.Longhetto kick), 8-83, 04:50

00:58 CAL - #3 J.Hunter 22 yd pass from #13 J.Plummer (#30 D.Longhetto kick), 4-44, 01:37

00:18 UCLA - #1 D.Thompson-Robinson 19 yd rush (#2 N.Barr-Mira kick), 5-75, 00:40

Third Quarter

07:06 UCLA - #1 D.Thompson-Robinson 14 yd rush (#2 N.Barr-Mira kick), 12-90, 04:11 24-21

Fourth Quarter

14:01 UCLA - #2 N.Barr-Mira 26 yd FG, 9-35, 04:45

11:16 CAL - #6 J.Ott 8 yd pass from #13 J.Plummer (#30 D.Longhetto kick), 5-82, 02:40

07:53 UCLA - #24 Z.Charbonnet 5 yd rush (#9 J.Bobo pass from #1 D.Thompson-Robinson), 10-73, 03:16

UCLA		CAL
33	First Downs	15
64/352	Carries/Net Yards Rushing	18/67
189	Net Yards Passing	294
21/30/0	Pass Comp/Att/Int	24/34/0
94/541	Total Plays/Total Yards	52/361
1/0	Fumbles/Fumbles Lost	3/2
7/45	Penalties	5/34
36:50	Time of Possession	23:10
7/17	Third Down Conversion/Att	3/10
0/0	Sacks/Yds	1/9
6/7	Red Zone	1/1

Individual Leaders

Rushing - Charbonnet (UCLA) 24-119, Ott (CAL) 13-55; Passing - Jac. Plummer (CAL) 24-34-0-294-4, Thompson-Robinson (UCLA) 21-30-0-189-1; Receiving - Hunter (CAL) 8-153, Bobo (UCLA) 7-62; Tackles - Oladejo (CAL) 17, Hearn (UCLA) 6.

THE LAST TIME . . .

UCLA INDIVIDUAL RUSHING

Had 100+ rushing yards

Zach Charbonnet at California, 2022 (119)

QB had 100+ rushing yards

Dorian Thompson-Robinson at Arizona State, 2022 (120)

QB had 160+ rushing yards

Brett Hundley vs. Virginia Tech, 2013 (161)

QB had 100+ rushing yards and 300+ passing yards

Dorian Thompson-Robinson at Colorado, 2020 (109 rushing, 303 passing)

Had 200+ rushing yards

Brittain Brown vs. Stanford, 2020 (219)

Had 300+ rushing yards

Maurice Jones-Drew at Washington, 2004 (322)

Had 100+ rushing yards in back-to-back games

Zach Charbonnet, 2022 (5 games: at Colorado - 104, vs. Washington - 124, vs. Utah - 198, at Oregon - 151, vs. Stanford - 198)

Had 100+ rushing yards in 3 straight games

Zach Charbonnet, 2022 (5 games: at Colorado - 104, vs. Washington - 124, vs. Utah - 198, at Oregon - 151, vs. Stanford - 198)

Had 100+ rushing yards in 4 straight games

Zach Charbonnet, 2022 (5 games: at Colorado - 104, vs. Washington - 124, vs. Utah - 198, at Oregon - 151, vs. Stanford - 198)

Had 100+ rushing yards in 5 straight games

Zach Charbonnet, 2022 (5 games: at Colorado - 104, vs. Washington - 124, vs. Utah - 198, at Oregon - 151, vs. Stanford - 198)

Had 100+ rushing yards in more than 5 straight games

Tyler Ebell, 2002 (6 games)

Had 200+ rushing yards in back-to-back games

Johnathan Franklin, 2012 (at Rice - 214, vs. Nebraska - 217)

2 players had 100+ rushing yards each

Kazmeir Allen (137), Dorian Thompson-Robinson (120) at Arizona State, 2022

Had 35+ rushing attempts

Joshua Kelley vs. USC, 2018 (40)

Had 3 rushing touchdowns

Zach Charbonnet vs. Arizona, 2022 (3)

Had 4 rushing touchdowns

Joshua Kelley vs. Arizona State, 2019 (4)

Had 5+ rushing touchdowns

Maurice Drew at Washington, 2004 (5)

Had run of 50+ yards

Kazmeir Allen at Arizona State, 2022 (75)

Had run of 60+ yards

Kazmeir Allen at Arizona State, 2022 (75)

Had run of 70+ yards

Kazmeir Allen at Arizona State, 2022 (75)

Had run of 75+ yards

Kazmeir Allen at Arizona State, 2022 (75)

Had run of 85+ yards

Paul Perkins at Colorado, 2014 (92)

Had run of 90+ yards

Paul Perkins at Colorado, 2014 (92)

UCLA INDIVIDUAL PASSING

Had 300+ passing yards

Dorian Thompson-Robinson vs. USC, 2022 (309)

Had 350+ passing yards

Dorian Thompson-Robinson vs. USC, 2020 (364)

Had 400+ passing yards

Dorian Thompson-Robinson at Washington State, 2019 (507)

Had 500+ passing yards

Dorian Thompson-Robinson at Washington State, 2019 (507)

Had fewer than 100 passing yards

Dorian Thompson-Robinson at Arizona, 2021 (82)

Had 30+ completions

Dorian Thompson-Robinson vs. Bowling Green, 2022 (32)

Had 50+ passing attempts

Josh Rosen at USC, 2017 (52)

Had 60+ passing attempts

Josh Rosen at Stanford, 2017 (60)

Had 5 touchdown passes

Dorian Thompson-Robinson at Washington State, 2019

Had more than 5 touchdown passes

Drew Olson vs. Oregon State, 2005 (6)

Had 4+ passes intercepted

Mike Fafaul vs. Utah, 2016 (4)

Had 300+ total offense yards

Dorian Thompson-Robinson vs. USC, 2022 (390)

Had 350+ total offense yards

Dorian Thompson-Robinson vs. USC, 2022 (390)

Had 400+ total offense yards

Dorian Thompson-Robinson vs. USC, 2020 (414)

Had 450+ total offense yards

Dorian Thompson-Robinson at Washington State, 2019 (564)

Had 500+ total offense yards

Dorian Thompson-Robinson at Washington State, 2019 (564)

Had completion of 50+ yards

Dorian Thompson-Robinson to Kazmeir Allen vs. USC, 2022 (55)

Had completion of 60+ yards

Dorian Thompson-Robinson to Logan Loya vs. Utah, 2022 (70)

Had completion of 70+ yards

Dorian Thompson-Robinson to Logan Loya vs. Utah, 2022 (70)

Had completion of 80+ yards

Dorian Thompson-Robinson to Demetric Felton Jr. at Washington State, 2019 (94)

Had completion of 90+ yards

Dorian Thompson-Robinson to Demetric Felton Jr. at Washington State, 2019 (94)

UCLA INDIVIDUAL RECEIVING

Had 100+ receiving yards

Jake Bobo at Oregon, 2022 (101)

Had 150+ receiving yards

Greg Dulcich vs. USC, 2020 (167)

Had 200+ receiving yards

Jordan Lasley vs. California, 2017 (227)

Had 200+ receiving yards in back-to-back games

Jordan Lasley , 2017 (at USC - 204, vs. California - 227)

Had 100+ receiving yards in 3+ straight games

Jordan Lasley, 2017 (4 games: vs. Arizona State - 162, at USC - 204, vs. California - 227, vs. Kansas State - 128)

2 players had 100+ receiving yards each

Kyle Philips (113), Kam Brown (111) vs. Fresno State, 2021

3 players had 100+ receiving yards each

Caleb Wilson (207), Darren Andrews (143), Jordan Lasley (100) vs. Texas A&M, 2017

RB had 100+ receiving yards

Demetric Felton Jr. at Washington State, 2019 (150)

Had 10+ receptions

Kazmeir Allen vs. Bowling Green, 2022 (10)

Had reception of 80+ yards

Demetric Felton Jr. at Washington State, 2019 (94)

Had reception of 90+ yards

Demetric Felton Jr. at Washington State, 2019 (94)

Had 3 receiving touchdowns

Michael Ezeike vs. USC, 2022 (3)

Had 4+ receiving touchdowns

J.J. Stokes vs. Washington, 1993 (4)

UCLA INDIVIDUAL DEFENSE

Had 15+ total tackles

Mo Osling III at Oregon, 2022 (15)

Had 20+ total tackles

Reggie Carter at BYU, 2008 (20)

Defensive lineman had 10 total tackles

Mitchell Agude at USC, 2021 (10)

Defensive lineman had more than 10 total tackles

Takkarist McKinley at California, 2016 (11)

Had 2+ interceptions

Randall Goforth vs. UNLV, 2016 (2)

Had 3+ interceptions

Sheldon Price vs. Houston, 2012 (3)

Had 5.0+ tackles for loss

Takkarist McKinley vs. Utah, 2016 (5.0)

Had 3.0+ sacks

Laiatu Latu at Colorado, 2022 (3.0)

Had 4.0+ sacks

Brendon Ayanbadejo vs. USC, 1998 (4.0)

Recorded safety

Team - vs. Washington, 2022
Individual - Martin Andrus Jr. vs. Stanford, 2018

Returned fumble recovery for touchdown

Qwuanterez Knight at Oregon, 2020 (20 yards)

Had interception return for touchdown

Jay Shaw vs. Stanford, 2020 (39 yards)

Had interception return of 95+ yards

Ishmael Adams vs. Colorado, 2015 (96)

UCLA INDIVIDUAL SPECIAL TEAMS

Had kickoff return for touchdown

Kazmeir Allen at USC, 2021 (100 yards)

Had punt return for touchdown

Kyle Philips vs. Colorado, 2021 (82 yards)

Returned blocked punt for touchdown

David Priebe (block by Ale Kaho) vs. Hawai'i, 2021 (0 yards)

Recorded safety on blocked punt

Sean Westgate vs. Washington State, 2009

Returned blocked field goal for touchdown

Sheldon Price at Washington State, 2012 (68 yards)

Scored on blocked extra-point attempt

Bret Lockett vs. Fresno State, 2008

Blocked extra-point attempt

Datone Jones, Cassius Marsh at California, 2012

Blocked field goal
Quentin Lake, Jay Shaw at Colorado, 2020
Blocked punt
Martell Irby vs. Oregon, 2021
Converted field goal of 60+ yards
Ka'imi Fairbairn vs. California, 2015 (60 yards)
Converted last-second field goal to win game
Nicholas Barr-Mira vs. South Alabama, 2022 (24 yards, 0:00 remaining)
Converted 4+ field goals
Nicholas Barr-Mira vs. South Alabama, 2022 (4)
Converted 5+ field goals
Nate Fikse vs. Stanford, 2002 (5)
Attempted 5+ field goals
Kai Forbath at Tennessee, 2009 (5)
Had 10 punts
Aaron Perez vs. USC, 2008 (10)
Had 5+ punts downed inside 20-yard line
Matt Mengel vs. Arizona, 2014 (6)
UCLA TEAM
Scored 60+ points
62 at USC, 2021 (62-33)
Scored 50+ points
50 at Arizona State, 2022 (50-36)
Scored 30+ points in quarter
Q2 at Washington State, 2012 (30)
Had 4 touchdowns in quarter
Q4 at Washington State, 2019 (4)
Had 40+ points in half
2H vs. Stanford, 2020 (44 - 20T)
Had 50+ points in half
2H at Washington State, 2019 (50)
Did not score in first half
at California, 2016 (0-12)
Did not score in second half
vs. Arizona State, 2021 (0-18)
Shut out opponent at home
vs. Oregon, 2007 (16-0)
Shut out opponent on road
at Oregon State, 2015 (41-0)
Played overtime game
vs. Stanford, 2020 (lost 48-48 2OT)
Did not allow touchdown
at Utah, 2015 (won 17-9)
Did not score touchdown
at Utah, 2019 (lost 49-3)
Had 300+ rushing yards
at California, 2022 (64 carries, 352 yards)
Had 400+ rushing yards
at Arizona State, 2022 (42 carries, 402 yards)
Had 500+ rushing yards
vs. Washington, 1973 (65 carries, 566 yards)
Had fewer than 25 rushing yards
at Arizona State, 2016 (23 carries, -1 yards)
Had 300+ passing yards
vs. USC, 2022 (309)
Had 400+ passing yards
at Washington State, 2019 (507)
Had 500+ passing yards
at Washington State, 2019 (507)
Had fewer than 75 passing yards
at Oregon, 2013 (64)

Had 500+ total offense yards
at California, 2022 (541 - 352 rushing, 189 passing)
Had 600+ total offense yards
vs. Bowling Green, 2022 (626 - 269 rushing, 357 passing)
Had fewer than 200 total offense yards
at Washington, 2010 (163)
Had fewer than 150 total offense yards
at California, 2010 (144)
Had fewer than 115 total offense yards
at USC, 2001 (114)
Had 10+ sacks
vs. BYU, 1993 (11)
Had 5+ forced fumbles
vs. Oklahoma, 2005 (7)
Had 5+ recovered fumbles
vs. USC, 1998 (5)
Intercepted 5+ passes
at Utah, 2013 (6)
Had 0 turnovers
at California, 2022
Had 0 punts
at Oregon, 2022
Beat top-25 (AP) team at home
vs. No. 11 Utah, 2022
Beat top-20 (AP) team at home
vs. No. 11 Utah, 2022
Beat top-15 (AP) team at home
vs. No. 11 Utah, 2022
Beat top-10 (AP) team at home
vs. No. 9 Oregon, 2007
Beat top-5 (AP) team at home
vs. No. 2 USC, 2006
Beat top-25 (AP) team on road
at No. 19 Washington State, 2019
Beat top-20 (AP) team on road
at No. 19 Washington State, 2019
Beat top-15 (AP) team on road
at No. 15 Arizona State, 2014
Beat top-10 (AP) team on road
at No. 7 Texas, 2010
Beat top-5 (AP) team on road
at No. 2 Washington, 1990
UCLA MISCELLANEOUS
Had successful 2-point conversion
Jake Bobo pass from Dorian Thompson-Robinson at California, 2022
Individual had 4+ touchdowns
Joshua Kelley vs. Arizona State, 2019 (4 rushing)
Individual had 4+ touchdowns of 75+ yards in season
Demetric Felton Jr., 2019 (4)
Individuals had games of 100+ rushing yards and 100+ receiving yards in season
Demetric Felton Jr., 2019 vs. Oregon State (111 rushing), at Washington State (150 receiving)
Had 300+ total offense yards in 3+ straight games
Dorian Thompson-Robinson, 2022 (vs. Washington - 368, vs. Utah - 307, at Oregon - 300)
Defensive player had touchdown on offense
Kenny Clark pass from Josh Rosen vs. Virginia, 2015
Rallied to win from 20-point deficit
at Washington State, 2019 (17-49 in Q3)

Rallied to win from double-digit deficit in fourth quarter
at Washington State, 2019 (38-49 to 67-63)
Played game in snow
at Utah, 2013 (42 degrees, snow flurries)
Played game in temperature below 30 degrees
at Washington State, 2012 (27)
Played home game in rain
vs. USC, 2012
Played road game in rain
at California, 2016
Played game in temperature of 100+ degrees
vs. Bowling Green, 2022 (100)
OPPONENT INDIVIDUAL RUSHING
Had 100+ rushing yards
Austin Jones vs. USC, 2022 (120)
2 players had 100+ rushing yards each
J.J. Taylor (154), Gary Brightwell (121) vs. Arizona, 2018
Had 200+ rushing yards
Zack Moss vs. Utah, 2018 (211)
Had 250+ rushing yards
Bryce Love at Stanford, 2017 (263)
Had run of 50+ yards
Artavis Pierce vs. Oregon State, 2019 (53)
Had run of 60+ yards
Zack Moss vs. Utah, 2018 (60)
Had run of 75+ yards
Darrell Henderson at Memphis, 2017 (80)
Had 35+ rushing attempts
Michael Warren vs. Cincinnati, 2018 (35)
Had 40+ rushing attempts
Jerome Harrison vs. Washington State, 2004 (42)
Had 4+ rushing touchdowns
Tavion Thomas at Utah, 2021 (4)
OPPONENT INDIVIDUAL PASSING
Had 400+ passing yards
Caleb Williams vs. USC, 2022 (470)
Had 30+ completions
Caleb Williams vs. USC, 2022 (32)
Had 50+ passing attempts
Jake Haener vs. Fresno State, 2021 (53)
Had 60+ passing attempts
Anthony Gordon at Washington State, 2019 (61)
Had completion of 75+ yards
Tyler Huntley to Samson Nacua at Utah, 2019 (83)
Had 4+ touchdown passes
Jack Plummer at California, 2022 (4)
Had 5+ touchdown passes
Bo Nix at Oregon, 2022 (5)
Had 5+ passes intercepted
Travis Wilson at Utah, 2013 (6)
OPPONENT INDIVIDUAL RECEIVING
Had 10+ receptions
Jordan Addison vs. USC, 2022 (11)
2 players had 10+ receptions each
Tyler Lockett (13), Curry Sexton (10) vs. Kansas State, 2014
Had 100+ receiving yards
Jeremiah Hunter at California, 2022 (153)

2 players had 100+ receiving yards
Jalen Cropper (141), Josh Kelly (120) vs. Fresno State, 2021

Had 150+ receiving yards
Jeremiah Hunter at California, 2022 (153)

Had 200+ receiving yards
Simi Fehoko vs. Stanford, 2020 (230)

Had 3+ receiving touchdowns
Kayshon Boutte vs. LSU, 2021 (3)

OPPONENT INDIVIDUAL DEFENSE

Had 20+ tackles
Jordan Kunaszyk at California, 2018 (22)

Had 3+ interceptions
Kameron Jackson at California, 2012 (3)

Had 4+ sacks
Kylan Wilborn at Arizona, 2017 (4.0)

Had interception return for touchdown
Clark Phillips III vs. Utah, 2022 (80 yards)

Returned fumble recovery for touchdown
Mika Tafua at Utah, 2019 (68 yards)

OPPONENT INDIVIDUAL SPECIAL TEAMS

Had kick return for touchdown
Cory Butler-Byrd vs. Utah, 2016 (99 yards)

Had punt return for touchdown
Ugochukwu Amadi at Oregon, 2018 (56 yards)

Returned blocked punt for touchdown
Charles Rosser vs. Bowling Green, 2022 (11 yards)

Converted field goal of 50+ yards
Peyton Henry vs. Washington, 2022 (50)

Converted 5+ field goals
Matt Anderson at California, 2016 (5)

OPPONENT TEAM

Recorded safety
at Utah, 2021

Scored on failed extra-point attempt
None

Scored 50+ points
52 at USC, 2019

Shut out UCLA at home
2010 vs. Stanford (35-0)

Shut out UCLA on road
2011 at USC (50-0)

Had 300+ rushing yards
vs. Oklahoma, 2019 (309)

Had fewer than 23 rushing yards
at Arizona State, 2008 (21)

Had 400+ passing yards
vs. USC, 2022 (470)

Had fewer than 75 passing yards
vs. Oregon, 2017 (74)

Had 500+ total offense yards
vs. USC, 2022 (649)

Had 600+ total offense yards
vs. USC, 2022 (649)

Had fewer than 200 total offense yards
vs. Bowling Green, 2022 (162)

Had fewer than 150 total offense yards
at Arizona State, 2008 (122)

Had fewer than 100 total offense yards
vs. Arkansas, 1989 (42)

Had fewer than 50 total offense yards
vs. Arkansas, 1989 (42)

Forced more than 5 turnovers
vs. Notre Dame, 2007 (7)

Intercepted 4 passes
vs. Utah, 2016 (4)

Intercepted 5 passes
at Washington State, 2001 (5)

OPPONENT MISCELLANEOUS

Individual had 350+ all-purpose yards
Christian McCaffrey vs. Stanford, 2015 (369)

Had successful 2-point conversion
at Arizona State, 2022

Individual had 4+ touchdowns
Tavion Thomas at Utah, 2021 (4)

Returned blocked field goal for touchdown
vs. Oregon State, 2002

Returned blocked punt for touchdown
vs. Bowling Green, 2022

Returned fumble recovery for touchdown
at Utah, 2019


Returned interception for touchdown
at Oregon, 2020

Recovered own offensive fumble for touchdown
at Houston, 2011

Had blocked point-after attempt
vs. Rice, 2012

Had blocked punt
vs. Bowling Green, 2022

Had blocked field goal
vs. Arizona, 2022



UCLA REMEMBERS LEGENDARY COACH TERRY DONAHUE

Terry Donahue, the winningest coach in Pacific-12 Conference and UCLA football history, passed away on July 4, 2021, at his home in Newport Beach, Calif., surrounded by family, following a two-year battle with cancer. He was 77.

Donahue devoted the majority of his adult life to championing UCLA after enrolling at the school as a walk-on defensive lineman. In his first season (1965) in Westwood as a student-athlete, the 190-pound lineman helped lead the Bruins to the program's first-ever Rose Bowl victory with an upset of previously unbeaten and No. 1-ranked Michigan State. He went on to serve as an assistant coach for the Bruins under Pepper Rodgers and Dick Vermeil and then took over the reins as UCLA's head coach, at age 31, beginning with the 1976 season.

Donahue, the first person to appear in a Rose Bowl Game as a player, assistant coach and head coach at his alma mater, would go on to post a conference-record 98 wins (98-51-5) and a school-record 151 wins (151-74-8). In a 20-year span, he won or shared five conference titles (1982, 1983, 1985, 1987, 1993) while finishing first or second in the league standings 12 times. The Bruins captured wins in three Rose Bowls (1983, 1984, 1986) during his tenure and he became the first college coach to come away with bowl game victories in seven consecutive seasons (1983 Rose Bowl, 1984 Rose Bowl, 1985 Fiesta Bowl, 1986 Rose Bowl, 1986 Freedom Bowl, 1987 Aloha Bowl, 1989 Cotton Bowl), including four New Year's Day wins in a row. Donahue's Bruins recorded seven straight top-20 finishes in the final Associated Press football poll from 1982-88.

During his 20-year head coaching reign, Donahue's Bruin teams produced 40 wins over ranked opponents culminating with his final coaching victory, a 24-20 decision in the L.A. Coliseum over No. 11 USC in 1995. He posted a 10-9-1 career ledger in battles against the crosstown rivals. Donahue's UCLA teams yielded 34 first-team All-America team selections, a list featuring some of the top performers in school history --- LB Jerry Robinson, S Kenny Easley, RB Freeman McNeil, K John Lee, LB Ken Norton Jr., QB Troy Aikman, LB Camell Lake, S Eric Turner and OL Jonathan Ogden. Fourteen of Donahue's Bruins were chosen in the first round of the NFL Draft, including future Pro Football Hall of Famers Aikman, Easley and Ogden.

Donahue himself was inducted into the College Football Hall of Fame in 2000. In 1997, he was welcomed into the Rose Bowl Hall of Fame. Donahue joined the UCLA Athletics Hall of Fame with the class of 2001. In 2013, the press box at the Rose Bowl was officially dedicated as the Terry Donahue Pavilion. ESPN named Donahue one of the 150 Greatest College Coaches in its 2019 celebration of College Football's 150th Anniversary.

2022 UCLA ALPHABETICAL ROSTER

No.	Name	Pos.	Ht.	Wt.	Yr.	Exp.	Hometown	Previous School / High School
19	Kazmeir Allen	WR	5-9	175	R-Jr.	3V	Tulare, Calif.	Tulare Union HS
44	Martin Andrus Jr.	DL	6-2	305	R-Sr.	2V	Long Beach, Calif.	Los Angeles HS
3	Chase Artopoeus	QB	6-1	195	R-Jr.	SQ	Orcutt, Calif.	St. Joseph HS
41	Devin Aupiu	LB	6-5	237	So.	1V	Oxnard, Calif.	Notre Dame / Pacifica HS
27	Ashton Authement	WR	6-2	205	R-Jr.	SQ	Riverside, Calif.	Notre Dame HS
2	Nicholas Barr-Mira	K	6-0	170	R-Jr.	2V	Palos Verdes, Calif.	Loyola HS
45	Chase Barry	P	6-4	215	Fr.	HS	San Juan Capistrano, Calif.	JSerra Catholic HS
4	Stephan Blaylock	DB	5-11	193	R-Sr.	4V	Compton, Calif.	St. John Bosco HS
9	Jake Bobo	WR	6-5	215	R-Sr.	TR	North Andover, Mass.	Duke / Belmont Hill School
0	Kam Brown	WR	6-0	190	R-Jr.	1V	Colleyville, Texas	Texas A&M / Colleyville Heritage HS
9	Choé Bryant-Strother	LB	6-3	240	R-So.	1V	Atlanta, Ga.	Greater Atlanta Christian School
33	Bo Calvert	LB	6-3	235	R-Sr.	3V	Oxnard, Calif.	Oaks Christian School
54	Josh Carlin	OL	6-5	315	R-Jr.	2V	Westlake Village, Calif.	Sierra Canyon School
24	Zach Charbonnet	RB	6-1	220	Sr.	1V	Camarillo, Calif.	Michigan / Oaks Christian School
23	Kenny Churchwell III	DB	6-2	190	R-Jr.	2V	Casa Grande, Ariz.	Mountain Pointe HS
89	Michael Churich	TE	6-6	240	R-Jr.	SQ	Burlingame, Calif.	Junipero Serra HS
62	Duke Clemens	OL	6-3	302	Sr.	3V	Kailua, Hawaii	Punahou School
29	Adam Cohen	LB	6-0	232	R-Jr.	1V	Plainview, N.Y.	Phillips Academy Andover
10	Ryan Cragun	WR	6-1	185	R-Sr.	TR	Dana Point, Calif.	Pennsylvania / St. Margaret's Episcopal School
24	Jaylin Davies	DB	5-11	180	R-Fr.	TR	Rancho Cucamonga, Calif.	Oregon / Mater Dei HS
72	Garrett DiGiorgio	OL	6-6	312	R-Fr.	1V	Oak Hills, Calif.	Serrano HS
35	Devanti Dillard	WR	6-0	200	R-So.	SQ	Fontana, Calif.	Etiwanda HS
43	James Dinneen	LB	6-2	225	R-Jr.	SQ	Los Altos, Calif.	Saint Francis HS
78	Liam Douglass	OL	6-5	315	Sr.	TR	Topanga, Calif.	USC / Harvard-Westlake School
86	Michael Ezeike	TE	6-5	252	R-Sr.	4V	Upland, Calif.	Colony HS
75	Bruno Fina	OL	6-4	290	R-So.	SQ	Tucson, Ariz.	Salpointe Catholic HS
97	Joseph Firebaugh Jr.	K	6-2	185	R-Fr.	TR	San Diego, Calif.	Southwestern College / Otay Ranch HS
56	Kobey Fitzgerald	LB	6-0	215	R-Jr.	SQ	Eastvale, Calif.	Riverside CC / Servite HS
57	Jon Gaines II	OL	6-4	300	Sr.	2V	Wauwatosa, Wisc.	Marquette University HS
4	Ethan Garbers	QB	6-3	210	R-So.	1V	Newport Beach, Calif.	Washington / Corona del Mar HS
60	Beau Gardner	LS	6-4	250	R-So.	SQ	San Francisco, Calif.	St. Ignatius College Preparatory
28	Josiah Gonzales	RB	5-11	170	R-Fr.	HS	Turlock, Calif.	Turlock HS
11	Chase Griffin	QB	5-10	190	Sr.	1V	Round Rock, Texas	Hutto HS
32	Christian Grubb	RB	5-9	170	R-Jr.	SQ	Tarzana, Calif.	Notre Dame HS
81	Hudson Habermehl	TE	6-6	252	R-Jr.	SQ	Roseville, Calif.	Woodcreek HS
25	T.J. Harden	RB	6-2	210	Fr.	HS	Los Angeles, Calif.	Inglewood HS
30	Jax Harley	DB	5-9	165	Fr.	HS	Long Beach, Calif.	St. John Bosco HS
46	Hayden Harris	DL	6-5	251	R-Jr.	SQ	Mill Creek, Wash.	Eastside Catholic School
95	Sitiveni Havili-Kaufusi	DL	6-3	282	R-Jr.	SQ	Waimanalo, Hawaii	Punahou School
22	Azizi Hearn	DB	6-2	206	R-Sr.	TR	Oceanside, Calif.	Wyoming / Oceanside HS
23	Sean Holland	QB	6-2	215	R-Sr.	TR	Londonderry, N.H.	Fordham / Nashua HS South
6	John Humphrey	DB	6-2	192	Jr.	2V	Pasadena, Calif.	John Muir HS
77	Jaylan Jeffers	OL	6-5	304	R-So.	TR	Phoenix, Ariz.	Oregon / Saguaro HS
36	Alex Johnson	DB	6-0	185	R-Jr.	3V	Carson, Calif.	Loyola HS
35	Carl Jones Jr.	LB	6-2	228	Sr.	3V	Bakersfield, Calif.	Bakersfield HS
99	Kalen Jones	K	5-9	165	Fr.	HS	San Diego, Calif.	Eastlake HS
22	Keegan Jones	RB	5-9	175	R-Jr.	2V	Cleveland, Tenn.	Cleveland HS
19	D.J. Justice	DB	6-0	190	R-Fr.	SQ	San Diego, Calif.	Bishop Alemany HS
1	Ale Kaho	LB	6-2	235	R-Sr.	1V	Reno, Nev.	Alabama / Reno HS
3	Devin Kirkwood	DB	6-3	194	So.	1V	Inglewood, Calif.	Junipero Serra HS
26	Brian Kowall	RB	5-11	210	R-So.	SQ	Templeton, Calif.	Mission College Preparatory Catholic HS
51	Jack Landherr IV	LS	6-1	238	Sr.	3V	Chino Hills, Calif.	Chino Hills HS
15	Laiatu Latu	LB	6-4	265	R-Jr.	TR	Sacramento, Calif.	Washington / Jesuit HS
96	Ari Libenson	K	5-9	170	R-So.	SQ	Berkeley, Calif.	Berkeley HS
93	R.J. Lopez	K	5-11	185	Jr.	2V	Huntington Beach, Calif.	Mission Viejo HS
17	Logan Loya	WR	5-11	180	Jr.	2V	Garden Grove, Calif.	St. John Bosco HS
56	Atonio Mafi	OL	6-4	339	R-Sr.	4V	Shoreview, Calif.	Junipero Serra HS
94	Dovid Magna	DL	6-4	315	R-Jr.	1V	Malibu, Calif.	Malibu HS
67	Yutaka Mahe	OL	6-6	300	R-Fr.	SQ	Hawthorne, Calif.	Da Vinci Schools
64	Sam Marrazzo	OL	6-3	301	R-Sr.	4V	Aliso Viejo, Calif.	Aliso Niguel HS
18	Jadyn Marshall	WR	6-1	180	Fr.	HS	Stockton, Calif.	Saint Mary's HS
6	Justyn Martin	QB	6-4	222	Fr.	HS	Inglewood, Calif.	Inglewood HS
20	Kain Medrano	LB	6-3	230	R-Jr.	2V	Pueblo, Colo.	Pueblo East HS
2	Titus Mokiao-Atimalala	WR	6-1	184	So	TR	Ewa Beach, Hawaii	UCF / Campbell HS
53	Darius Muasau	LB	6-1	230	Sr.	TR	Ewa Beach, Hawaii	Hawai'i / Mililani HS
11	Gabriel Murphy	DL	6-3	262	R-So.	TR	Dallas, Texas	North Texas / Bishop Lynch HS
12	Grayson Murphy	DL	6-3	262	R-So.	TR	Dallas, Texas	North Texas / Bishop Lynch HS
31	Deshun Murrell	RB	5-11	190	R-Fr.	SQ	Brent, Ala.	Bibb County HS
96	Hayden Nelson	LB	6-3	235	R-Fr.	SQ	Brookfield, Wisc.	Brookfield Central HS
31	Isaiah Newcombe	DB	6-1	182	R-Fr.	SQ	Gilbert, Ariz.	Casteel HS
33	Jake Newman	LB	6-1	205	Jr.	SQ	Anaheim Hills, Calif.	St. John Bosco HS
32	William Nimmo Jr.	DB	6-0	205	R-Jr.	2V	Corona, Calif.	Mater Dei HS

NUMERICAL ROSTER

0	Kam Brown	WR
1	Ale Kaho	LB
1	D. Thompson-Robinson	QB
2	Nicholas Barr-Mira	K/P
2	Titus Mokiao-Atimalala	WR
3	Chase Artopoeus	QB
3	Devin Kirkwood	DB
4	Stephan Blaylock	DB
4	Ethan Garbers	QB
6	John Humphrey	DB
6	Justyn Martin	QB
7	Mo Osling III	DB
7	Colson Yankoff	WR
9	Jake Bobo	WR
9	Choé Bryant-Strother	LB
10	Ryan Cragun	WR
10	Joshua Swift	DB
11	Chase Griffin	QB
11	Gabriel Murphy	DL
12	Grayson Murphy	DL
12	Matt Sykes	WR
14	Josiah Norwood	WR
14	Clint Stephens	DB
15	Laiatu Latu	LB
15	Braden Pegan	WR
17	Logan Loya	WR
17	Jalen Woods	LB
18	Jadyn Marshall	WR
18	Croix Stewart	DB
19	Kazmeir Allen	RB
19	D.J. Justice	DB
20	Kain Medrano	LB
20	Carson Ryan	RB
21	Bradley Schlom	WR
21	JonJon Vaughns	LB
22	Azizi Hearn	DB
22	Keegan Jones	RB
23	Kenny Churchwell III	DB
23	Sean Holland	QB
24	Zach Charbonnet	RB
24	Jaylin Davies	DB
25	T.J. Harden	RB
25	Ezavier Staples	WR
26	Brian Kowall	RB
27	Ashton Authement	WR
27	Kamari Ramsey	DB
28	Josiah Gonzales	RB
28	Jack Pedersen	RB
29	Adam Cohen	LB
29	Evan Thomas	DB
30	Jax Harley	DB
31	Deshun Murrell	RB
31	Isaiah Newcombe	DB
32	Christian Grubb	RB
32	William Nimmo Jr.	DB
33	Bo Calvert	LB
33	Jake Newman	LB
35	Devanti Dillard	WR
35	Carl Jones Jr.	LB
36	Alex Johnson	DB
37	Elijah Rodriguez	WR
39	Kaleb Tuliau	DB
41	Devin Aupiu	LB
41	Jelani Warren	DB
43	James Dinneen	LB
44	Martin Andrus Jr.	DL
45	Chase Barry	P
46	Hayden Harris	DL
47	Erich Osteen	LB
47	Shea Pitts	LB
48	Joque Price	LB
49	Carson Schwesinger	LB

87	Grant Norberg	TE	6-7	225	R-So.	SQ	San Diego, Calif.	Scripps Ranch HS	51	Jack Landherr IV	LS
14	Josiah Norwood	WR	5-8	165	R-Sr.	1V	Santa Margarita, Calif.	Santa Margarita Catholic HS	52	Benjamin Roy Jr.	OL
71	Raiqwon O'Neal	OL	6-4	305	R-Jr.	TR	Conway, S.C.	Rutgers / Conway HS	52	Jeremiah Trojan	LB
7	Mo Osling III	DB	6-2	194	R-Sr.	4V	Lancaster, Calif.	Antelope Valley HS	53	Darius Muasau	LB
47	Erich Osteen	LB	6-2	220	R-Jr.	SQ	Simi Valley, Calif.	Chaminade College Preparatory	53	Sam Yoon	OL
28	Jack Pedersen	RB	6-4	252	Fr.	HS	Murrieta, Calif.	Vista Murrieta HS	54	Josh Carlin	OL
15	Braden Pegan	WR	6-4	195	Fr.	HS	San Juan Capistrano, Calif.	San Juan Hills HS	56	Kobey Fitzgerald	LB
47	Shea Pitts	LB	5-11	205	R-Sr.	4V	Agoura Hills, Calif.	Oaks Christian School	56	Atonio Mafi	OL
48	Jouarri Price	LB	6-1	220	R-So.	1V	Mesa, Ariz.	Desert Ridge HS	57	Jon Gaines II	OL
83	David Priebe	TE	6-6	241	R-Jr.	3V	Waco, Texas	Midway HS	58	Gary Smith III	DL
66	Niki Prongos	OL	6-7	272	Fr.	HS	Kentfield, Calif.	Marin Catholic HS	59	Siale Taupaki	OL
68	Noah Pulealii	OL	6-3	310	R-Fr.	SQ	Marina, Calif.	Palma School	60	Beau Gardner	LS
27	Kamari Ramsey	DB	6-1	204	Fr.	HS	Palmdale, Calif.	Sierra Canyon School	62	Duke Clemens	OL
37	Elijah Rodriguez	WR	5-9	170	Fr.	HS	Norco, Calif.	Norco HS	63	Brad Whitworth	OL
52	Benjamin Roy Jr.	OL	6-2	285	R-Fr.	SQ	Las Vegas, Nev.	Liberty HS	64	Sam Marrazzo	OL
20	Carsen Ryan	RB	6-4	248	Fr.	HS	Orem, Utah	American Fork HS	66	Niki Prongos	OL
21	Bradley Schlom	WR	5-11	180	R-So.	SQ	Newport Beach, Calif.	Corona del Mar HS	67	Yutaka Mahe	OL
49	Carson Schwesinger	LB	6-2	210	R-Fr.	SQ	Moorpark, Calif.	Oaks Christian School	68	Noah Pulealii	OL
58	Gary Smith III	DL	6-2	320	Jr.	TR	Shelbyville, Tenn.	Duke / Shelbyville Central HS	69	Justin Williams	OL
92	Quintin Somerville	DL	6-2	265	R-Fr.	SQ	Chandler, Ariz.	Saguaro HS	71	Raiqwon O'Neal	OL
25	Ezavier Staples	WR	6-4	200	R-Fr.	SQ	Long Beach, Calif.	Millikan HS	72	Garrett DiGiorgio	OL
14	Clint Stephens	DB	6-1	190	Fr.	HS	Long Beach, Calif.	Inglewood HS	75	Bruno Fina	OL
18	Croix Stewart	DB	6-2	190	Fr.	HS	Vallejo, Calif.	Benicia HS	77	Jaylan Jeffers	OL
82	Sam Summa	TE	6-7	248	R-Fr.	SQ	Hilton Head Island, S.C.	Hilton Head HS	78	Liam Douglass	OL
10	Joshua Swift	DB	5-10	185	R-So.	SQ	Temecula, Calif.	Chaparral HS	81	Hudson Habermehl	TE
99	Jacob Sykes	DL	6-3	277	R-Sr.	TR	Kansas City, Mo.	Harvard / Rockhurst HS	82	Sam Summa	TE
12	Matt Sykes	WR	6-4	200	Jr.	2V	Makakilo, Hawaii	Saint Louis School	83	David Priebe	TE
59	Siale Taupaki	OL	6-4	325	R-Jr.	1V	East Oakland, Calif.	Oakland HS	86	Michael Ezeike	TE
29	Evan Thomas	DB	5-10	166	R-So.	SQ	Inglewood, Calif.	Loyola HS	87	Grant Norberg	TE
1	Dorian Thompson-Robinson	QB	6-1	205	R-Sr.	4V	Las Vegas, Nev.	Bishop Gorman HS	89	Michael Churich	TE
93	Jay Toia	DL	6-3	325	So.	1V	Inglewood, Calif.	USC / Grace Brethren HS	92	Quintin Somerville	DL
52	Jeremiah Trojan	LB	6-2	219	R-So.	1V	Chandler, Ariz.	Hamilton HS	93	R.J. Lopez	K
39	Kaleb Tuliau	DB	6-0	175	R-Jr.	SQ	Long Beach, Calif.	Centennial HS	93	Jay Toia	DL
21	JonJon Vaughns	LB	6-1	215	Jr.	2V	Pasadena, Calif.	St. John Bosco HS	94	Dovid Magna	DL
41	Jelani Warren	DB	6-0	199	R-Jr.	SQ	Oakland, Calif.	Bishop O'Dowd HS	95	Sitiveni Havili-Kaufusi	DL
63	Brad Whitworth	OL	6-4	270	R-Jr.	SQ	Temecula, Calif.	Linfield Christian School	96	Ari Libenson	K
69	Justin Williams	OL	6-2	263	R-So.	SQ	Rancho Santa Margarita, Calif.	Tesoro HS	96	Hayden Nelson	LB
17	Jalen Woods	LB	6-0	200	Fr.	HS	Compton, Calif.	St. John Bosco HS	97	Joseph Firebaugh Jr.	K
7	Colson Yankoff	WR	6-4	210	R-Jr.	1V	Coeur d'Alene, Idaho	Washington / Coeur d'Alene HS	99	Kalen Jones	K
53	Sam Yoon	OL	6-5	280	Fr.	HS	Pasadena, Calif.	Loyola HS	99	Jacob Sykes	DL

PRONUNCIATION GUIDE

Note: Online Pronunciation Guide pronunciation guide provided by TheNameEngine.com also can be found at www.uclabruins.com on the football roster page. To hear a pronunciation of these names, click on the ear icon beside the name and a correct pronunciation will be provided.

Coaches

Chad Kauha'aha'a cow-HA-ah-HA-ah
Ikaika Malloe ee-KY-kuh mull-OY
Jerry Neuheisel new-HIGH-zull

Players

19 Kazmeir Allen CAZH-meer
44 Martin Andrus Jr. ANN-druss
3 Chase Artopoulos ar-TOE-pee-us
41 Devin Aupiu ah-PEW
27 Ashton Authement AW-thuh-men
2 Nicholas Barr-Mira bar-MEER-uh
4 Stephan Blaylock STEFF-en
9 Choé Bryant-Strother CHAY BRI-ant STRAW-ther
24 Zach Charbonnet SHAR-buh-nay
89 Michael Churich CHURR-itch
72 Garrett DiGiorgio dee-GEORGE-ee-oh

35 Devanti Dillard duh-VON-tee
86 Michael Ezeike EE-zee-key
75 Bruno Fina FEE-nuh
81 Hudson Habermehl HAB-er-mill
95 Sitiveni Havili Kaufusi ... SEE-tee-ven-ee huh-VEE lee kuh-FOO-see
99 Kalen Jones KAY-lin
1 Ale Kaho AH-lay KAH-ho
26 Brian Kowall CO-wall
51 Jack Landherr IV LAN-der
15 Laiatu Latu lay-AH-too LAH-too
17 Logan Loya LOY-uh
56 Atonio Mafi MA-fee
94 Dovid Magna do-VEED MAG-nuh
67 Yutaka Mahe you-TAH-kuh MAH-hey
2 Titus Mokiào-Atimalala mo-kee-OW ah-TEE-muh-la-la
53 Darius Muasau moo-UH-sow (like cow)

31 Deshun Murrell duh-SHAWN mer-EL
32 William Nimmo Jr. NIM-mo
71 Raiqwon O'Neal ray-KWON
7 Mo Osling III AH-sling
15 Braden Pegan PAY-gun
48 Jouarri Price joe-CAR-ee
83 David Priebe PREE-bee
68 Noah Pulealii poo-LAY-uh-lee-ee
27 Kamari Ramsey kuh-MAR-ee
21 Bradley Schlom SH-lome
18 Croix Stewart CROY
93 Jay Toia toe-EE-yuh
39 Kaleb Tuliau too-LEE-ow
17 Jalen Woods JAY-lin
7 Colson Yankoff YANK-off

UCLA OFFENSE

Pos	No	Name	Ht	Wt	Yr
WR	9	Jake Bobo	6-5	215	R-Sr.
	12	Matt Sykes	6-4	200	Jr.
WR	19	Kazmeir Allen	5-9	175	R-Jr.
	17	Logan Loya	5-11	180	Jr.
LT	71	Raiqwon O'Neal	6-4	305	R-Jr.
	75	Bruno Fina	6-4	290	R-So.
LG	56	Atonio Mafi	6-4	339	R-Sr.
	64	Sam Marrazzo	6-3	301	R-Sr.
C	62	Duke Clemens	6-3	302	Sr.
	52	Benjamin Roy Jr.	6-2	285	R-Fr.
RG	57	Jon Gaines II	6-4	300	Sr.
	54	Josh Carlin	6-5	315	R-Jr.
RT	72	Garrett DiGiorgio	6-6	312	R-Fr.
	77	Jaylan Jeffers	6-5	304	R-So.
TE	86	Michael Ezeike	6-5	252	R-Sr.
	81	Hudson Habermehl	6-6	252	R-Jr.
QB	1	Dorian Thompson-Robinson	6-1	205	R-Sr.
	4	Ethan Garbers	6-3	210	R-So.
RB	24	Zach Charbonnet	6-1	220	Sr.
	22	Keegan Jones	5-9	175	R-Jr.
WR	0	Kam Brown	6-0	190	R-Jr.
	2	Titus Mokiao-Atimalala	6-1	184	So.

UCLA DEFENSE

Pos	No	Name	Ht	Wt	Yr
OLB	11	Gabriel Murphy	6-3	262	R-So.
	12	Grayson Murphy	6-3	262	R-So.
DL	99	Jacob Sykes	6-3	277	R-Sr.
	95	Sitiveni Havili-Kaufusi	6-3	282	R-Jr.
DL	93	Jay Toia	6-3	325	So.
	58	Gary Smith III	6-2	320	Jr.
OLB	33	Bo Calvert	6-3	235	R-Sr.
	35	Carl Jones Jr.	6-2	228	Sr.
LB	21	JonJon Vaughns	6-1	215	Jr.
	9	Choé Bryant-Strother	6-3	240	R-So.
LB	53	Darius Muasau	6-1	230	R-Jr.
	49	Carson Schwesinger	6-2	210	R-Fr.
LB	20	Kain Medrano	6-3	230	R-Jr.
	47	Shea Pitts	5-11	205	R-Sr.
CB	6	John Humphrey	6-2	192	Jr.
	22	Azizi Hearn	6-2	206	R-Sr.
S	4	Stephan Blaylock	5-11	193	R-Sr.
	32	William Nimmo Jr.	6-0	205	R-Jr.
S	7	Mo Osling III	6-1	194	R-Sr.
	23	Kenny Churchwell III	6-2	190	R-Jr.
CB	3	Devin Kirkwood	6-3	194	So.
	24	Jaylin Davies	5-11	180	R-Fr.

UCLA SPECIAL TEAMS

Pos	No	Name	Ht	Wt	Yr
PK	2	Nicholas Barr-Mira	6-0	170	R-Jr.
	93	R.J. Lopez	5-11	185	Jr.
P	2	Nicholas Barr-Mira	6-0	170	R-Jr.
	45	Chase Barry	6-4	215	Fr.
KO	93	R.J. Lopez	5-11	185	Jr.
	2	Nicholas Barr-Mira	6-0	170	R-Jr.
Hold	23	Sean Holland	6-2	215	R-Sr.
	3	Chase Artopoeus	6-1	195	R-Jr.
LS	51	Jack Landherr IV	6-1	238	Sr.
	60	Beau Gardner	6-4	250	R-So.
KOR	19	Kazmeir Allen	5-9	175	R-Sr.
	22	Keegan Jones	5-9	175	R-Jr.
PR	17	Logan Loya	5-11	180	Jr.
	9	Jake Bobo	6-5	215	R-Sr.



2022-23 UCLA Football
Game Results
All games

Page 1/1
as of Dec 22, 2022

Team Results

	Date	Opponent		Score	Overall	Conf	Time	Attend
	09/03/2022	Bowling Green	W	45-17	1-0	0-0	3:33	27143
	09/10/2022	Alabama St.	W	45-7	2-0	0-0	3:12	33727
	09/17/2022	South Alabama	W	32-31	3-0	0-0	3:15	29344
*	09/24/2022	at Colorado	W	45-17	4-0	1-0	3:26	42848
*	09/30/2022	Washington	W	40-32	5-0	2-0	3:21	41343
*	10/08/2022	Utah	W	42-32	6-0	3-0	3:22	42038
*	10/22/2022	at Oregon	L	30-45	6-1	3-1	4:44	59962
*	10/29/2022	Stanford	W	38-13	7-1	4-1	3:33	43850
*	11/05/2022	at Arizona St.	W	50-36	8-1	5-1	3:29	51265
*	11/12/2022	Arizona	L	28-34	8-2	5-2	3:15	44430
*	11/19/2022	Southern California	L	45-48	8-3	5-3	3:40	70865
*	11/25/2022	at California	W	35-28	9-3	6-3	3:24	36221



**2022-23 UCLA Football
Team Game-by-Game
All games**

Page 1/1
as of Dec 22, 2022

Date	Opponent	Rushing				Receiving				Passing				Kick Returns				Punt Returns				tot off
		no.	yds	td	lg	no.	yds	td	lg	cmp-att-int	yds	td	lg	no.	yds	td	lg	no.	yds	td	lg	
09/03/2022	Bowling Green	45	269	3	68	35	357	3	52	35-47-1	357	3	52	0	0	0	0	3	15	0	13	626
09/10/2022	Alabama St.	38	220	5	21	23	265	1	26	23-30-1	265	1	26	2	46	0	23	1	2	0	2	485
09/17/2022	South Alabama	37	144	0	25	20	263	3	44	20-30-0	263	3	44	5	105	0	29	1	15	0	15	407
09/24/2022	at Colorado	34	249	3	46	22	266	3	28	22-29-0	266	3	28	0	0	0	0	2	7	0	6	515
09/30/2022	Washington	39	184	2	22	24	315	3	40	24-33-0	315	3	40	5	109	0	40	1	9	0	9	499
10/08/2022	Utah	38	203	2	49	18	299	4	70	18-23-1	299	4	70	3	103	0	43	0	0	0	0	502
10/22/2022	at Oregon	30	186	1	33	27	262	2	36	27-39-1	262	2	36	3	60	0	31	0	0	0	0	448
10/29/2022	Stanford	45	324	5	72	18	199	0	27	18-29-0	199	0	27	0	0	0	0	3	8	0	9	523
11/05/2022	at Arizona St.	42	402	5	75	13	169	2	42	13-20-1	169	2	42	4	62	0	23	0	0	0	0	571
11/12/2022	Arizona	37	219	3	37	26	245	1	51	26-39-0	245	1	51	5	99	0	26	0	0	0	0	464
11/19/2022	Southern California	37	204	2	26	23	309	4	55	23-38-3	309	4	55	5	84	0	21	0	0	0	0	513
11/25/2022	at California	64	352	3	21	21	189	1	32	21-30-0	189	1	32	3	67	0	27	0	0	0	0	541
UCLA		486	2956	34	75	270	3138	27	70	270-387-8	3138	27	70	35	735	0	43	11	56	0	15	6094
Opponents		398	1490	16	47	297	3308	24	49	297-443-10	3308	24	49	25	495	0	40	9	100	1	20	4798

UCLA Averages

Games	Avg/ rush	Avg/ catch	Pass effic	KR avg	PR avg	All purpose avg/game	Total offense avg/game
12	6.1	11.6	156.8	21.0	5.1	584.6	507.8

Date	Opponent	Tackles				Sacks		Fumble		Pass Defense			blkd	PAT attempts			off		
		ua	a	total	tfl-yds	no-yds	ff	fr-yds		int-yds	qbh	brup	kick	kick	rush	rcv	saf	t/o	pts
09/03/2022	Bowling Green	31	16	47	9.0-21	2-11	0	1-0		0-0	1	8	0	6-6	0	0	0	0	45
09/10/2022	Alabama St.	47	18	65	6.0-35	3-24	2	1-6		2-46	7	2	0	6-6	0	0	0	0	45
09/17/2022	South Alabama	49	12	61	1.0-11	1-11	1	1-0		1-10	1	4	0	2-2	0	0	0	6	32
09/24/2022	at Colorado	48	20	68	8.0-48	5-39	1	1-0		1-13	4	4	0	6-6	0	0	0	7	45
09/30/2022	Washington	37	24	61	4.0-18	2-16	0	0-0		2-32	1	2	0	5-5	0	0	1	7	40
10/08/2022	Utah	48	34	82	3.0-14	2-12	1	1-37		1-0	1	3	0	6-6	0	0	0	14	42
10/22/2022	at Oregon	31	56	87	3.0-5	0-0	0	0-0		0-0	1	1	0	3-3	0	0	0	0	30
10/29/2022	Stanford	36	26	62	6.0-21	4-14	1	0-0		1-5	4	1	0	5-5	0	0	0	7	38
11/05/2022	at Arizona St.	49	32	81	6.0-33	3-26	0	0-0		1-0	1	3	0	6-6	0	1	0	0	50
11/12/2022	Arizona	41	26	67	5.0-33	3-29	1	0-0		0-0	2	1	0	4-4	0	0	0	0	28
11/19/2022	Southern California	52	30	82	3.0-17	2-15	0	0-0		1-24	1	2	0	6-6	0	0	0	7	45
11/25/2022	at California	31	12	43	0.0-0	0-0	2	2-0		0-0	2	2	0	3-3	0	1	0	3	35
UCLA		500	306	806	54.0-256	27-197	9	7-43		10-130	26	33	0	58-58	0	2	1	51	475
Opponents		567	282	849	51.0-193	16-109	9	8-6		8-131	23	28	2	36-36	2	3	0	36	340

		Punting										Field Goals			Kickoffs				
Date	Opponent	no.	yds	avg	long	blkd	tb	fc	50+	i20	md-att	long	blkd	no.	yds	avg	tb	ob	
09/03/2022	Bowling Green	2	28	14.0	28	1	0	1	0	1	1-3	24	0	8	520	65.0	8	0	
09/10/2022	Alabama St.	3	112	37.3	39	0	0	1	0	0	1-1	19	0	8	514	64.3	5	0	
09/17/2022	South Alabama	1	46	46.0	46	0	0	0	0	1	4-4	49	0	7	449	64.1	5	0	
09/24/2022	at Colorado	3	139	46.3	49	0	0	1	0	1	1-1	44	0	8	520	65.0	7	0	
09/30/2022	Washington	1	49	49.0	49	0	0	1	0	1	1-1	24	0	7	447	63.9	5	0	
10/08/2022	Utah	2	98	49.0	51	0	0	0	1	0	0-1	0	0	7	453	64.7	6	0	
10/22/2022	at Oregon	0	0	0.0	0	0	0	0	0	0	3-3	47	0	7	390	55.7	1	1	
10/29/2022	Stanford	3	139	46.3	50	0	0	2	1	2	1-2	31	0	7	381	54.4	4	1	
11/05/2022	at Arizona St.	2	78	39.0	40	0	0	1	0	0	0-0	0	0	8	520	65.0	6	0	
11/12/2022	Arizona	2	82	41.0	46	0	0	1	0	0	0-1	0	1	5	321	64.2	3	0	
11/19/2022	Southern California	2	92	46.0	50	0	0	0	1	1	1-1	46	0	8	414	51.8	4	1	
11/25/2022	at California	3	137	45.7	52	0	0	1	2	1	2-3	26	0	7	455	65.0	3	0	
UCLA		24	1000	41.7	52	1	0	9	5	8	15-21	49	1	87	5384	61.9	57	3	
Opponents		44	1824	41.5	52	0	2	24	6	19	14-18	50	0	66	3947	59.8	24	3	



2022-23 UCLA Football Opponents Game-by-Game All games

Page 1/1
as of Dec 22, 2022

Date	Opponent	Rushing				Receiving				Passing				Kick Returns				Punt Returns				tot off
		no.	yds	td	lg	no.	yds	td	lg	cmp-att-int	yds	td	lg	no.	yds	td	lg	no.	yds	td	lg	
09/03/2022	Bowling Green	25	37	0	12	17	125	1	27	17-36-0	125	1	27	0	0	0	0	0	11	1	11	162
09/10/2022	Alabama St.	36	87	0	18	18	223	1	45	18-32-2	223	1	45	3	50	0	22	0	0	0	0	310
09/17/2022	South Alabama	34	162	3	47	26	237	1	37	26-36-1	237	1	37	2	48	0	28	0	0	0	0	399
09/24/2022	at Colorado	34	51	1	10	26	258	1	42	26-42-1	258	1	42	1	26	0	26	2	15	0	11	309
09/30/2022	Washington	23	65	0	15	33	345	4	34	33-49-2	345	4	34	2	32	0	22	0	0	0	0	410
10/08/2022	Utah	43	192	3	17	23	287	0	25	23-34-1	287	0	25	1	14	0	14	2	23	0	13	479
10/22/2022	at Oregon	46	262	1	18	22	283	5	49	22-28-0	283	5	49	4	77	0	29	0	0	0	0	545
10/29/2022	Stanford	34	145	0	18	15	125	1	30	15-31-1	125	1	30	2	57	0	40	1	3	0	3	270
11/05/2022	at Arizona St.	31	119	2	17	38	349	2	23	38-49-1	349	2	23	2	49	0	25	0	0	0	0	468
11/12/2022	Arizona	36	124	2	18	23	312	2	48	23-29-0	312	2	48	2	35	0	18	1	4	0	4	436
11/19/2022	Southern California	38	179	4	19	32	470	2	49	32-43-1	470	2	49	3	49	0	28	1	17	0	17	649
11/25/2022	at California	18	67	0	14	24	294	4	49	24-34-0	294	4	49	3	58	0	23	2	27	0	20	361
Opponents		398	1490	16	47	297	3308	24	49	297-443-10	3308	24	49	25	495	0	40	9	100	1	20	4798
UCLA		486	2956	34	75	270	3138	27	70	270-387-8	3138	27	70	35	735	0	43	11	56	0	15	6094

Opponents Averages

Games	Avg/ rush	Avg/ catch	Pass effic	KR avg	PR avg	All purpose avg/game	Total offense avg/game
12	3.7	11.1	143.1	19.8	11.1	460.3	399.8

Date	Opponent	ua	Tackles			Sacks no-yds	Fumble		Pass Defense			blkd kick	PAT attempts			off		
			a	total	tfl-yds		ff	fr-yds	int-yds	qbh	brup		kick	rush	rcv	saf	t/o	pts
09/03/2022	Bowling Green	64	24	88	5.0-14	2-8	1	1-0	1-24	5	3	1	2-2	0	0	0	3	17
09/10/2022	Alabama St.	46	24	70	4.0-7	0-0	0	0-0	1-5	0	1	0	1-1	0	0	0	0	7
09/17/2022	South Alabama	51	12	63	1.0-1	0-0	1	2-0	0-0	1	1	0	4-4	0	0	0	14	31
09/24/2022	at Colorado	43	12	55	2.0-13	1-9	0	0-0	0-0	1	3	0	2-2	0	0	0	0	17
09/30/2022	Washington	49	26	75	2.0-10	1-7	0	0-0	0-0	3	4	0	1-1	1	1	0	0	32
10/08/2022	Utah	44	14	58	6.0-20	2-12	0	0-0	1-80	1	0	0	3-3	1	0	0	7	32
10/22/2022	at Oregon	33	28	61	3.0-6	0-0	0	0-0	1-0	1	4	0	6-6	0	0	0	0	45
10/29/2022	Stanford	49	26	75	7.0-40	3-27	3	1-0	0-0	1	2	0	1-1	0	0	0	3	13
11/05/2022	at Arizona St.	42	16	58	5.0-16	2-10	1	1-0	1-6	2	1	0	2-2	0	2	0	6	36
11/12/2022	Arizona	49	26	75	7.0-24	3-15	1	1-0	0-0	5	3	1	4-4	0	0	0	0	34
11/19/2022	Southern California	45	26	71	4.0-22	1-12	1	2-6	3-16	1	4	0	6-6	0	0	0	3	48
11/25/2022	at California	52	48	100	5.0-20	1-9	1	0-0	0-0	2	2	0	4-4	0	0	0	0	28
Opponents		567	282	849	51.0-193	16-109	9	8-6	8-131	23	28	2	36-36	2	3	0	36	340
UCLA		500	306	806	54.0-256	27-197	9	7-43	10-130	26	33	0	58-58	0	2	1	51	475

Date	Opponent	Punting										Field Goals			Kickoffs			
		no.	yds	avg	long	blkd	tb	fc	50+	i20	md-att	long	blkd	no.	yds	avg	tb	ob
09/03/2022	Bowling Green	8	301	37.6	44	0	0	4	0	0	1-1	24	0	4	252	63.0	3	1
09/10/2022	Alabama St.	6	236	39.3	49	0	1	4	0	2	0-0	0	0	2	116	58.0	0	0
09/17/2022	South Alabama	2	96	48.0	52	0	1	0	1	0	1-1	38	0	6	333	55.5	0	0
09/24/2022	at Colorado	5	231	46.2	51	0	0	2	1	3	1-2	35	0	4	257	64.3	3	1
09/30/2022	Washington	1	50	50.0	50	0	0	0	1	0	1-1	50	0	7	451	64.4	2	0
10/08/2022	Utah	2	74	37.0	37	0	0	2	0	2	1-2	23	0	5	293	58.6	2	0
10/22/2022	at Oregon	1	37	37.0	37	0	0	1	0	0	1-1	44	0	7	419	59.9	4	0
10/29/2022	Stanford	6	248	41.3	51	0	0	1	1	3	2-2	49	0	4	260	65.0	4	0
11/05/2022	at Arizona St.	4	178	44.5	51	0	0	4	1	3	2-2	36	0	7	404	57.7	2	0
11/12/2022	Arizona	3	123	41.0	44	0	0	2	0	3	2-2	35	0	7	388	55.4	0	1
11/19/2022	Southern California	1	34	34.0	34	0	0	1	0	1	2-4	49	0	8	453	56.6	2	0
11/25/2022	at California	5	216	43.2	52	0	0	3	1	2	0-0	0	0	5	321	64.2	2	0
Opponents		44	1824	41.5	52	0	2	24	6	19	14-18	50	0	66	3947	59.8	24	3
UCLA		24	1000	41.7	52	1	0	9	5	8	15-21	49	1	87	5384	61.9	57	3



2022-23 UCLA Football
Overall Team Statistics
All games

Page 1/2
as of Dec 22, 2022

Team Statistics

	UCLA	OPP
Scoring	475	340
Points per game	39.6	28.3
Points Off Turnovers	51	36
First Downs	315	269
Rushing	152	101
Passing	145	147
Penalty	18	21
Rushing Yardage	2956	1490
Yards gained rushing	3174	1803
Yards lost rushing	218	313
Rushing attempts	486	398
Average per rush	6.1	3.7
Average per game	246.3	124.2
TDs Rushing	34	16
Passing Yardage	3138	3308
Comp-Att-Int	270-387-8	297-443-10
Average per pass	8.1	7.5
Average per catch	11.6	11.1
Average per game	261.5	275.7
TDs Passing	27	24
Total offense	6094	4798
Total plays	873	841
Average per play	7.0	5.7
Average per game	507.8	399.8
Kick returns: #-Yards	35-735	25-495
Punt returns: #-Yards	11-56	9-100
Int returns: #-Yards	10-130	8-131
Kick return average	21.0	19.8
Punt return average	5.1	11.1
Int return average	13.0	16.4
Fumbles-Lost	16-8	17-7
Penalties-Yards	80-637	66-583
Average per game	53.1	48.6
Punts-Yards	24-1000	44-1824
Average per punt	41.7	41.5
Net punt average	38.0	39.3
Kickoffs-Yards	87-5384	66-3947
Average per kick	61.9	59.8
Net kick average	40.2	37.6
Time of possession / game	28:01	32:14
3rd-down conversion	78/153	65/162
3rd-down pct	51%	40%
4rd-down conversion	15/25	18/26



2022-23 UCLA Football
Overall Team Statistics
All games

Page 2/2
as of Dec 22, 2022

	UCLA	OPP
4rd-down pct	60%	69%
Sacks by-Yards	27-197	16-109
Misc Yards	0	0
Touchdowns scored	61	42
Field goals - attempts	15-21	14-18
On-Side kicks	0-1	0-0
Red-zone scores	(55-64) 86%	(40-46) 87%
Red-zone touchdowns	(44-64) 69%	(31-46) 67%
PAT-attempts	(58-58) 100%	(36-36) 100%
2-point conversion-attempts	(2-3) 67%	(5-6) 83%
Attendance	332740	190296
Games / Avg per game	8/41593	4/47574
Neutral site games	-	0/0

Score by Periods

Team	1st	2nd	3rd	4th	OT	TOT
UCLA	109	137	117	112	0	475
Opponents	64	116	64	96	0	340



2022-23 UCLA Football Combined Team Statistics All games

Page 1/4
as of Dec 22, 2022

Team Results

	Date	Opponent		Score	Att.
	09/03/2022	Bowling Green	W	45-17	27143
	09/10/2022	Alabama St.	W	45-7	33727
	09/17/2022	South Alabama	W	32-31	29344
*	09/24/2022	at Colorado	W	45-17	42848
*	09/30/2022	Washington	W	40-32	41343
*	10/08/2022	Utah	W	42-32	42038
*	10/22/2022	at Oregon	L	30-45	59962
*	10/29/2022	Stanford	W	38-13	43850
*	11/05/2022	at Arizona St.	W	50-36	51265
*	11/12/2022	Arizona	L	28-34	44430
*	11/19/2022	Southern California	L	45-48	70865
*	11/25/2022	at California	W	35-28	36221

Rushing

Player	gp	att	gain	loss	net	avg	td	lg	avg/g
Zach Charbonnet	10	195	1379	20	1359	7.0	14	49	135.9
Dorian Thompson-Robinson	12	112	759	128	631	5.6	11	68	52.6
Keegan Jones	11	66	318	6	312	4.7	2	25	28.4
T.J. Harden	5	33	214	0	214	6.5	1	21	42.8
Kazmeir Allen	11	15	215	12	203	13.5	2	75	18.5
Colson Yankoff	10	33	179	4	175	5.3	1	23	17.5
Christian Grubb	3	8	60	3	57	7.1	1	21	19.0
Deshun Murrell	1	6	34	0	34	5.7	0	9	34.0
Atonio Mafi	12	0	7	0	7	0.0	0	7	0.6
Ethan Garbers	5	4	9	5	4	1.0	2	5	0.8
Team	12	13	0	40	-40	-3.1	0	0	-3.3
Total	12	486	3174	218	2956	6.1	34	75	246.3
Opponents	12	398	1803	313	1490	3.7	16	47	124.2

Passing

Player	gp	effic	comp-att-int	pct	yds	td	lg	avg/g
Dorian Thompson-Robinson	12	156.6	250-358-7	69.8	2883	25	70	240.3
Ethan Garbers	5	164.4	20-28-1	71.4	255	2	50	51.0
Chase Griffin	2	0.0	0-1-0	0.0	0	0	0	0.0
Total	12	156.8	270-387-8	69.8	3138	27	70	261.5
Opponents	12	143.1	297-443-10	67.0	3308	24	49	275.7

Receiving

Player	gp	no.	yds	avg	td	lg	avg/g
Jake Bobo	12	54	789	14.6	7	40	65.8
Kazmeir Allen	11	49	403	8.2	2	55	36.6
Zach Charbonnet	10	37	321	8.7	0	44	32.1
Kam Brown	10	20	247	12.4	3	24	24.7
Michael Ezeike	11	19	221	11.6	3	49	20.1
Keegan Jones	11	15	169	11.3	3	52	15.4
Hudson Habermehl	12	15	167	11.1	2	51	13.9
Logan Loya	11	15	258	17.2	2	70	23.5
Titus Mokiao-Atimalala	12	14	201	14.4	0	32	16.8
Josiah Norwood	12	11	124	11.3	1	50	10.3
Colson Yankoff	10	7	51	7.3	2	15	5.1
Matt Sykes	12	6	86	14.3	1	27	7.2
Carsen Ryan	5	6	82	13.7	0	26	16.4
T.J. Harden	5	2	19	9.5	0	10	3.8
Total	12	270	3138	11.6	27	70	261.5
Opponents	12	297	3308	11.1	24	49	275.7

Game Records

Record	Overall	Home	Away	Neutral
ALL GAMES	9-3	6-2	3-1	0-0
CONFERENCE	6-3	3-2	3-1	0-0
NON-CONFERENCE	3-0	3-0	0-0	0-0

Team Statistics

	UCLA	OPP
First Downs	315	269
Rushing	152	101
Passing	145	147
Penalty	18	21
Rushing Yardage	2956	1490
Rushing attempts	486	398
Average per rush	6.1	3.7
Average per game	246.3	124.2
TDs Rushing	34	16
Passing Yardage	3138	3308
Comp-Att-Int	270-387-8	297-443-10
Average per pass	8.1	7.5
Average per catch	11.6	11.1
Average per game	261.5	275.7
TDs Passing	27	24
Total offense	6094	4798
Average per play	7.0	5.7
Average per game	507.8	399.8
Kick returns: #-Yards	35-735	25-495
Punt returns: #-Yards	11-56	9-100
Int returns: #-Yards	10-130	8-131
Fumbles-Lost	16-8	17-7
Penalties-Yards	80-637	66-583
Punts-Avg	24-41.7	44-41.5
Time of possession / game	28:01	32:14
3rd-down conversion	78/153	65/162
4rd-down conversion	15/25	18/26
PAT-attempts	(58-58) 100%	(36-36) 100%
2-point conversion-attempts	(2-3) 67%	(5-6) 83%

Interceptions

Player	no.	yds	avg	td	lg
Darius Muasau	2	5	2.5	0	5
JonJon Vaughns	2	13	6.5	0	10
Jaylin Davies	2	46	23.0	0	46
Stephan Blaylock	1	29	29.0	0	29
Kain Medrano	1	24	24.0	0	24
Carl Jones Jr.	1	13	13.0	0	13
D.J. Justice	1	0	0.0	0	0
Total	10	130	13.0	0	46
Opponents	8	131	16.4	1	80



2022-23 UCLA Football Combined Team Statistics All games

Page 2/4
as of Dec 22, 2022

Field Goals

Player	fg	pct.	01-19	20-29	30-39	40-49	50-99	lg	blk
Nicholas Barr-Mira	15-21	71.4	1-1	6-8	3-4	5-8	0-0	49	1
Opponents	14-18	77.8	0-0	5-5	4-6	4-5	1-2	50	0

Scoring

Player	td	fg	PAT						pts
			kick	rush	rcv	pass	dxp	saf	
Nicholas Barr-Mira	-	15-21	56-56	-	-	-	-	-	101
Zach Charbonnet	14	-	-	-	-	-	-	-	84
Dorian Thompson-Robinson	12	-	-	-	-	2	-	-	72
Jake Bobo	7	-	-	-	1	-	-	-	44
Keegan Jones	5	-	-	-	-	-	-	-	30
Kazmeir Allen	4	-	-	-	-	-	-	-	24
Kam Brown	3	-	-	-	-	-	-	-	18
Colson Yankoff	3	-	-	-	-	-	-	-	18
Michael Ezeike	3	-	-	-	-	-	-	-	18
Hudson Habermehl	2	-	-	-	-	-	-	-	12
Ethan Garbers	2	-	-	-	-	-	-	-	12
Logan Loya	2	-	-	-	-	-	-	-	12
Christian Grubb	1	-	-	-	-	-	-	-	6
Josiah Norwood	1	-	-	-	-	-	-	-	6
Matt Sykes	1	-	-	-	-	-	-	-	6
T.J. Harden	1	-	-	-	-	-	-	-	6
Titus Mokiao-Atimalala	-	-	-	-	1	-	-	-	2
Joseph Firebaugh Jr.	-	-	2-2	-	-	-	-	-	2
Total	61	15-21	58-58	0	2	2	0	1	475
Opponents	42	14-18	36-36	2	3	3	0	0	340

Score by Periods

Team	1st	2nd	3rd	4th	OT	TOT
UCLA	109	137	117	112	0	475
Opponents	64	116	64	96	0	340

Punting

Player	no.	yds	avg	lg	tb	fc	i20	50+	blk
Nicholas Barr-Mira	22	961	43.7	52	0	9	8	5	0
Chase Barry	1	39	39.0	39	0	0	0	0	0
Team	1	0	0.0	0	0	0	0	0	1
Total	24	1000	41.7	52	0	9	8	5	1
Opponents	44	1824	41.5	52	2	24	19	6	0

Punt Returns

Player	no.	yds	avg	td	lg
Logan Loya	8	41	5.1	0	15
Jake Bobo	3	15	5.0	0	13
Total	11	56	5.1	0	15
Opponents	9	100	11.1	1	20

Kick Returns

Player	no.	yds	avg	td	lg
Kazmeir Allen	18	442	24.6	0	43
Keegan Jones	8	149	18.6	0	31
Titus Mokiao-Atimalala	6	98	16.3	0	25
Hudson Habermehl	1	11	11.0	0	11
Logan Loya	1	10	10.0	0	10
Jadyn Marshall	1	25	25.0	0	25
Total	35	735	21.0	0	43
Opponents	25	495	19.8	0	40

All Purpose

Player	g	rush	rcv	pr	kr	ir	total	avg/g
Zach Charbonnet	10	1359	321	0	0	0	1680	168.0
Kazmeir Allen	11	203	403	0	442	0	1048	95.3
Jake Bobo	12	0	789	15	0	0	804	67.0
Dorian Thompson-Robinson	12	631	0	0	0	0	631	52.6
Keegan Jones	11	312	169	0	149	0	630	57.3
Logan Loya	11	0	258	41	10	0	309	28.1
Titus Mokiao-Atimalala	12	0	201	0	98	0	299	24.9
Kam Brown	10	0	247	0	0	0	247	24.7
T.J. Harden	5	214	19	0	0	0	233	46.6
Colson Yankoff	10	175	51	0	0	0	226	22.6
Michael Ezeike	11	0	221	0	0	0	221	20.1
Hudson Habermehl	12	0	167	0	11	0	178	14.8
Josiah Norwood	12	0	124	0	0	0	124	10.3
Matt Sykes	12	0	86	0	0	0	86	7.2
Carsen Ryan	5	0	82	0	0	0	82	16.4
Christian Grubb	3	57	0	0	0	0	57	19.0
Jaylin Davies	12	0	0	0	0	46	46	3.8
Deshun Murrell	1	34	0	0	0	0	34	34.0
Stephan Blaylock	12	0	0	0	0	29	29	2.4
Jadyn Marshall	2	0	0	0	25	0	25	12.5
Kain Medrano	8	0	0	0	0	24	24	3.0
Carl Jones Jr.	12	0	0	0	0	13	13	1.1
JonJon Vaughns	12	0	0	0	0	13	13	1.1
Atonio Mafi	12	7	0	0	0	0	7	0.6
Darius Muasau	12	0	0	0	0	5	5	0.4
Ethan Garbers	5	4	0	0	0	0	4	0.8
Total	12	2956	3138	56	735	130	7015	584.6
Opponents	12	1490	3308	100	495	131	5524	460.3

Total Offense

Player	g	plays	rush	pass	total	avg/g
Dorian Thompson-Robinson	12	470	631	2883	3514	292.8
Zach Charbonnet	10	195	1359	0	1359	135.9
Keegan Jones	11	66	312	0	312	28.4
Ethan Garbers	5	32	4	255	259	51.8
T.J. Harden	5	33	214	0	214	42.8
Kazmeir Allen	11	15	203	0	203	18.5
Colson Yankoff	10	33	175	0	175	17.5
Christian Grubb	3	8	57	0	57	19.0
Deshun Murrell	1	6	34	0	34	34.0
Atonio Mafi	12	0	7	0	7	0.6
Total	12	873	2956	3138	6094	507.8
Opponents	12	841	1490	3308	4798	399.8

Team Defense

			Tackles				Sacks	Pass defense			Fumbles	blkd		
##	Player	gp	ua	a	tot	tfl/yds	no-yds	int-yds	brup	qbh	fr-yds	ff	kick	saf
7	Mo Osling III	12	58	24	82	.	.	.	2



**2022-23 UCLA Football
Combined Team Statistics
All games**

Page 3/4
as of Dec 22, 2022

##	Player	gp	Tackles				Sacks	Pass defense			Fumbles		blkd	
			ua	a	tot	tfl/yds		int-yds	brup	qbh	fr-yds	ff	kick	saf
53	Darius Muasau	12	37	40	77	2.5-12	1-9	2-5	3	6	1-0	1	.	.
4	Stephan Blaylock	12	37	17	54	4-16	2-12	1-29
21	JonJon Vaughns	12	28	23	51	1-2	.	2-13	5	1
23	Kenny Churchwell III	12	29	13	42	2.5-4	.	.	1
6	John Humphrey	12	24	13	37	1-6	.	.	1
22	Azizi Hearn	12	24	13	37	.	.	.	6
11	Gabriel Murphy	12	17	17	34	4-16	1.5-12	.	1	1	1-6	.	.	.
20	Kain Medrano	8	25	9	34	1-2	.	1-24	.	1	.	1	.	.
15	Laiatu Latu	12	21	12	33	11-75	9.5-73	.	1	5	1-0	3	.	.
24	Jaylin Davies	12	23	6	29	.	.	2-46	2	.	1-37	.	.	.
35	Carl Jones Jr.	12	16	11	27	6-25	2-18	1-13	.	2	1-0	.	.	.
3	Devin Kirkwood	9	16	11	27	.	.	.	4	1	1-0	.	.	.
99	Jacob Sykes	12	13	13	26	1-4	1-4	.	.	3
12	Grayson Murphy	12	17	9	26	9-51	5-41	.	1	1
33	Bo Calvert	12	13	10	23	2-9	2-9	.	1	.	1-0	1	.	.
93	Jay Toia	12	8	12	20	1-7	1-7	.	1	1	.	1	.	.
9	Choe Bryant-Strother	12	11	8	19	1	.	1	.	.
58	Gary Smith III	9	9	9	18	2.5-6	1-4	.	1
94	Dovid Magna	12	7	9	16	1.5-1
36	Alex Johnson	12	9	6	15	.	.	.	2
49	Carson Schwesinger	12	13	2	15	0.5-1	.	.	.	1
32	William Nimmo Jr.	12	7	3	10	.	.	.	1
17	Jalen Woods	2	5	1	6	1-1
27	Kamari Ramsey	3	4	1	5
47	Shea Pitts	7	4	1	5
95	Sitiveni Havili-Kaufusi	11	2	3	5	1
43	James Dinneen	8	2	2	4	1-8	1-8	.	.	1
31	Isaiah Newcombe	9	2	2	4
29	Adam Cohen	2	2	1	3	1-9
7	Colson Yankoff	10	1	2	3
44	Martin Andrus Jr.	3	1	2	3
41	Devin Aupiu	7	1	1	2	0.5-1
12	Matt Sykes	12	2	.	2
14	Clint Stephens	1	2	.	2
17	Logan Loya	11	1	.	1
19	D.J. Justice	3	1	.	1	.	.	1-0
93	R.J. Lopez	12	1	.	1
81	Hudson Habermehl	12	1	.	1
0	Kam Brown	10	1	.	1
72	Garrett DiGiorgio	12	1	.	1
51	Jack Landherr IV	12	1	.	1	1	.	.
14	Josiah Norwood	12	1	.	1



2022-23 UCLA Football
Combined Team Statistics
All games

Page 4/4
as of Dec 22, 2022

			Tackles				Sacks	Pass defense			Fumbles	blkd		
##	Player	gp	ua	a	tot	tfl/yds	no-yds	int-yds	brup	qbh	fr-yds	ff	kick	saf
86	Michael Ezeike	11	1	.	1
20	Carsen Ryan	5	1	.	1
2	Nicholas Barr-Mira	12
	Totals	12	500	306	806	54-256	27-197	10-130	33	26	7-43	9	0	1
	Opponents	12	567	282	849	51-193	16-109	8-131	28	23	8-6	9	2	0